

An aerial photograph of a highway interchange under construction. The scene is hazy, with a blue semi-transparent box overlaid in the center. The text 'Q1 2021 Levy Report & New Dashboard' is written in white on this box. In the background, there are large buildings and a crane. In the foreground, there are trees and a concrete barrier.

Q1 2021 Levy Report & New Dashboard

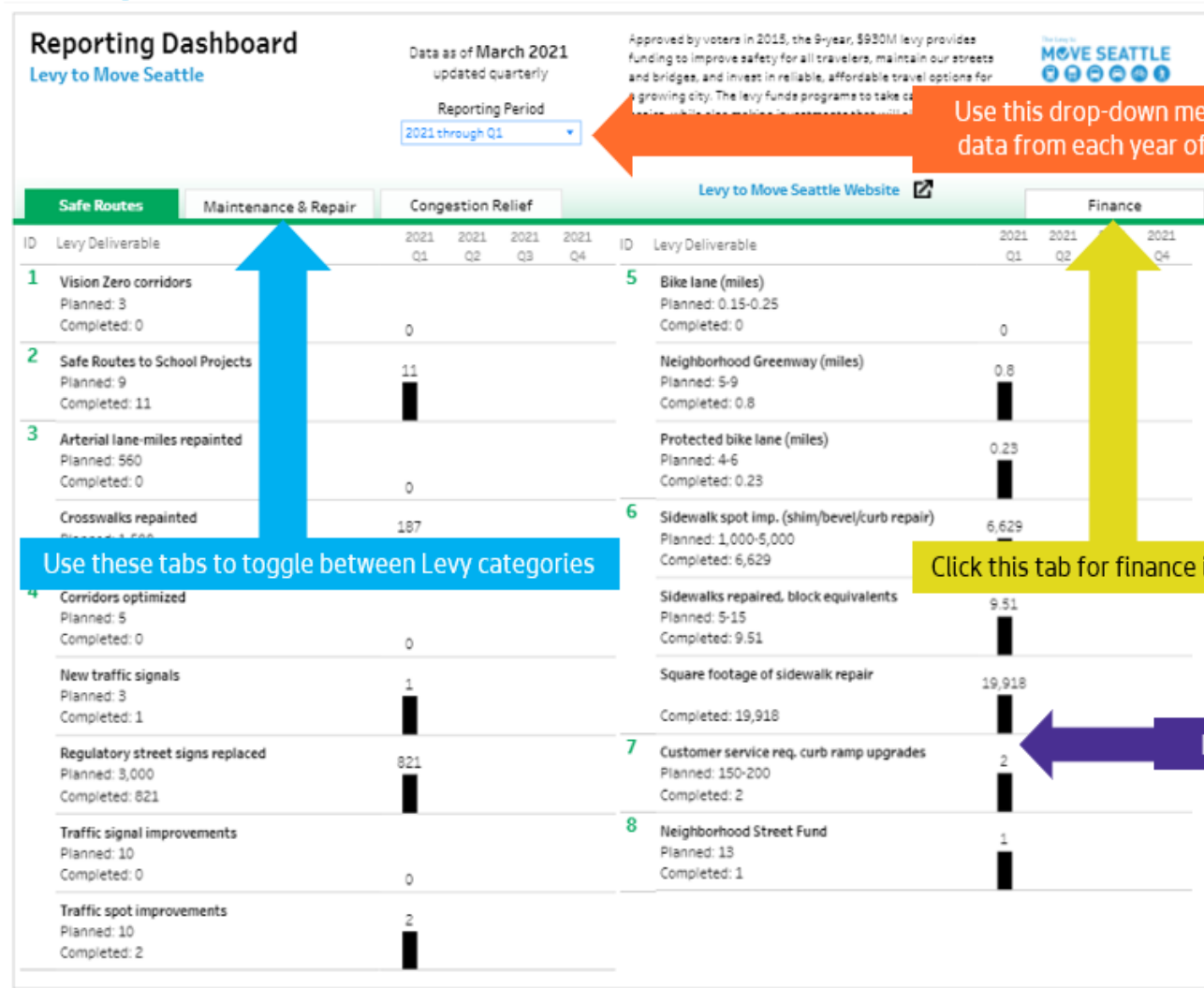


New Levy Dashboard

- New dashboard/reporting system is more streamlined, efficient, and transparent
- Same letter and Executive Summary sections
- Instead of pages of tables/narrative, information captured in interactive [online dashboard](#)
- All data that currently lives in our [Levy materials library](#) now housed in single, centralized dashboard

How to use the dashboard

2021 Q1 Dashboard At-a-Glance



How to use the dashboard

2021 Q1 Dashboard At-a-Glance



Reporting Dashboard

Levy to Move Seattle

Data as of March 2021
updated quarterly

Reporting Period
2021 through Q1

Approved by voters in 2015, the 3-year, \$930M Levy provides funding to improve safety for all travelers, maintain our streets and bridges, and invest in reliable, affordable travel options for a growing city. The Levy funds programs that take care of the basics, while also making investments that will allow our transportation system to keep pace with our growing city.


Safe Routes | Maintenance & Repair | Congestion Relief | Finance

Levy to Move Seattle Website [↗](#)

ID	Levy Deliverable	2021 Q1	2021 Q2	2021 Q3	2021 Q4	ID	Levy Deliverable	2021 Q1	2021 Q2	2021 Q3	2021 Q4
1	Vision Zero corridors Planned: 3 Completed: 0					5	Bike lane (miles) Planned: 0.15-0.25 Completed: 0				
2	Safe Routes to School Projects Planned: 9 Completed: 11		11				Neighborhood Greenway (miles) Planned: 5-9 Completed: 0.8			0.8	
3	Arterial lane-miles repainted Planned: 560 Completed: 0					6	Sidewalk spot imp. (shim/bevel/curb repair) Planned: 1,000-5,000 Completed: 6,629			6,629	
	Crosswalks repainted Planned: 1,500 Completed: 187		187			7	Sidewalks repaired, block equivalents Planned: 5-15 Completed: 9.51			9.51	
4	Corridors optimized Planned: 5 Completed: 0						Square footage of sidewalk repair Planned: 150-200 Completed: 19,918			19,918	
	New traffic signals Planned: 3 Completed: 1		1			7	Customer service req. curb ramp upgrades Planned: 150-200 Completed: 2			2	
	Regulatory street signs replaced Planned: 3,000 Completed: 821		821			8	Neighborhood Street Fund Planned: 13 Completed: 1			1	
	Traffic signal improvements Planned: 10 Completed: 0										
	Traffic spot improvements Planned: 10 Completed: 2		2								

Levy ID 3 | Markings
Safe Routes 2021 through Q1

Click on a program to view more information about that program's deliverables in the time period specified.



Q1 Highlights

- Work underway on 12th Ave S Vision Zero Project
- Continued installation of 25 MPH speed limit signs
- 11 Safe Routes to School projects, exceeding 2021 annual target
- Completed Bell St Protected Bike Lane & NGW project at S Kenyon St
- New signal as part of NSF at NE 125th St and 28th Ave NE (*shown at right*)



Q1 Highlights

- Progress on paving around Green Lake, and on 15th Ave NE and Delridge Way SW (shown at right)
 - ***One resident on 15th Ave NE shared their thoughts about the nearby paving project: “Our house is in the middle of the construction zone for the big 15th Avenue NE paving and infrastructure project...I wanted to take a moment to let you know that for all the disruptions this has actually been a delightful project to watch. The workers are unfailingly polite and accommodating...the disruptions have clearly been kept to a minimum, considering the scope of the project; while warnings and notifications have been timely and accurate...It seems to us that the project is being executed about as well as we could have expected. For this, we are truly grateful.”***



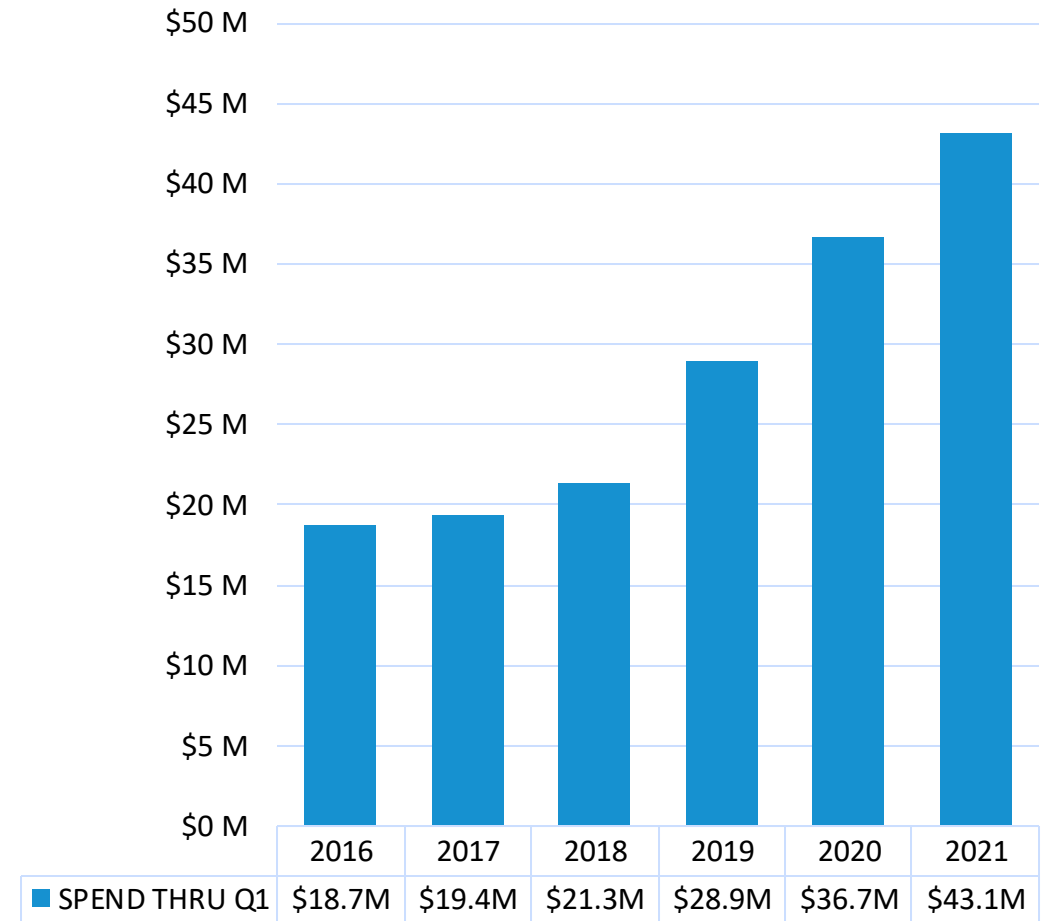
Q1 Highlights

- 6,629 sidewalk improvements, exceeding 2021 annual target
- 15 crossing improvement (2021 target is 16)
- 133 new trees planted (2021 target is 300)
- Substantial progress on bridges
 - **Fairview Bridge:** completed construction and paving of bridge deck
 - **Northgate Bridge:** delivered bridge spans for installation this month (*shown at right*)



Q1 Financial Summary

- In Q1, SDOT spent \$17.6M in Move Seattle funds and \$43.1M in all funds, a 17% increase over last year's Q1 spending & highest Q1 spend to-date
- This was 75% of planned spending.
 - Arterial Roadways Maintenance (9) and Delridge Multimodal Improvements project (18) exceeded planned spending
 - Underspend:
 - Anticipated Bike Safety (5) work in Q1 moved later
 - Changes in Bridge Seismic Improvements (12) project schedules
 - Advertisements for bids for the Denny Way Intelligent Transportation System Improvements (20) project occurred in Q1; program missed spending target
 - Delayed delivery of two main spans for Northgate Bridge (23); second span paid for in April



Thank you!