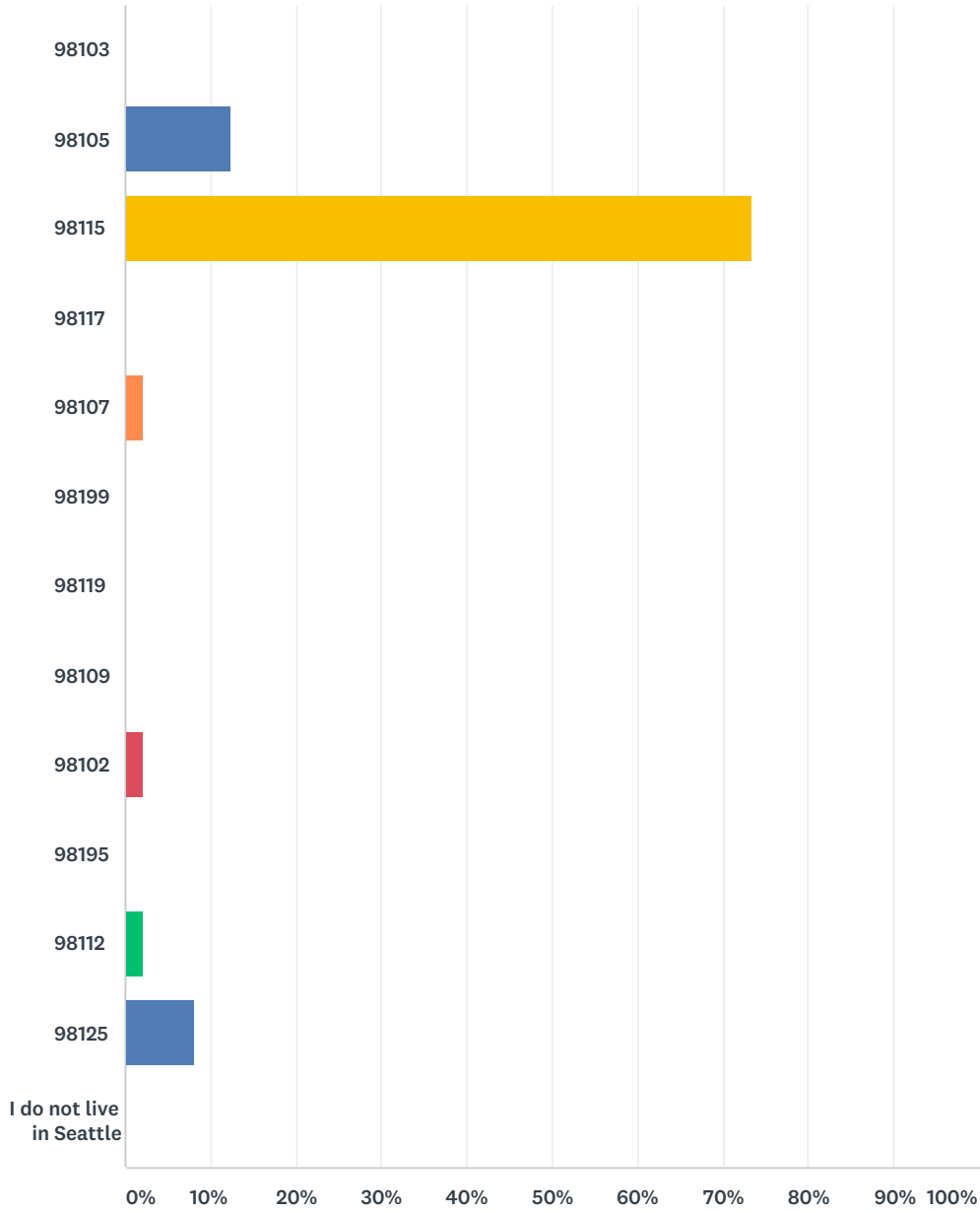


# Q1 What is your home zip code?

Answered: 49 Skipped: 1



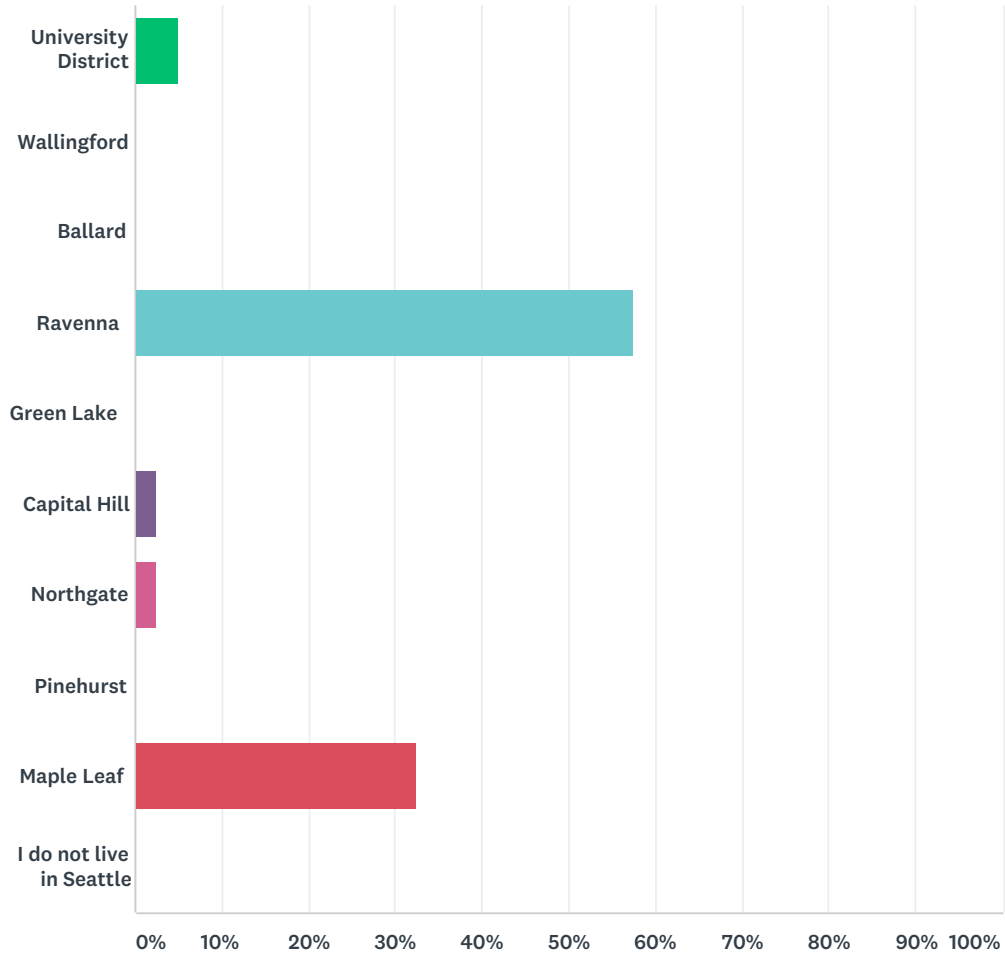
ANSWER CHOICES	RESPONSES	
98103	0.00%	0
98105	12.24%	6
98115	73.47%	36
98117	0.00%	0
98107	2.04%	1
98199	0.00%	0

## 15th Ave NE- 60% Design Questionnaire

98119	0.00%	0
98109	0.00%	0
98102	2.04%	1
98195	0.00%	0
98112	2.04%	1
98125	8.16%	4
I do not live in Seattle	0.00%	0
Total Respondents: 49		

## Q2 What Seattle neighborhood do you currently live in?

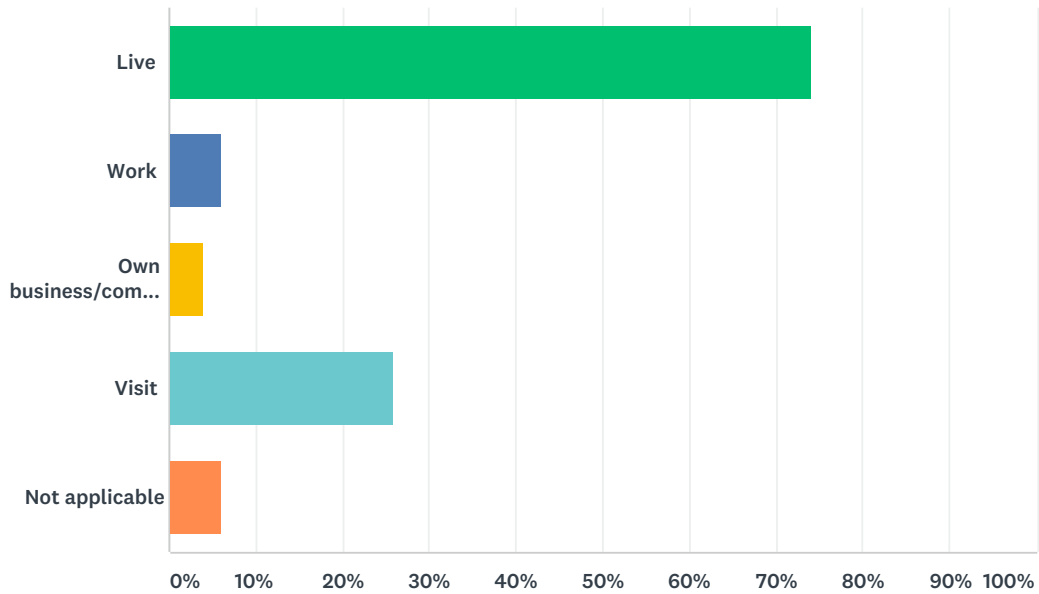
Answered: 40 Skipped: 10



ANSWER CHOICES	RESPONSES	
University District	5.00%	2
Wallingford	0.00%	0
Ballard	0.00%	0
Ravenna	57.50%	23
Green Lake	0.00%	0
Capital Hill	2.50%	1
Northgate	2.50%	1
Pinehurst	0.00%	0
Maple Leaf	32.50%	13
I do not live in Seattle	0.00%	0
Total Respondents: 40		

Q3 Please indicate if you live, work, or own a business/commercial property in the neighborhoods adjacent to 15th Ave NE, between 55th St and Lake City Way NE.(Check all that apply):

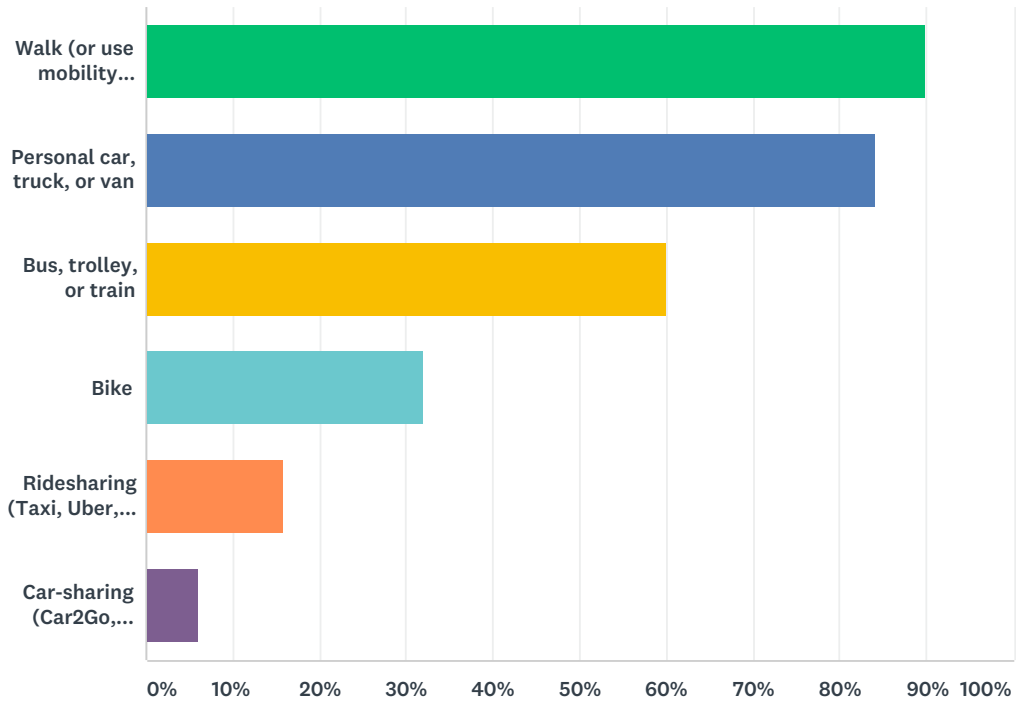
Answered: 50 Skipped: 0



ANSWER CHOICES	RESPONSES	
Live	74.00%	37
Work	6.00%	3
Own business/commercial property	4.00%	2
Visit	26.00%	13
Not applicable	6.00%	3
Total Respondents: 50		

### Q4 How do you currently get around your neighborhood (Please select your top 3)?

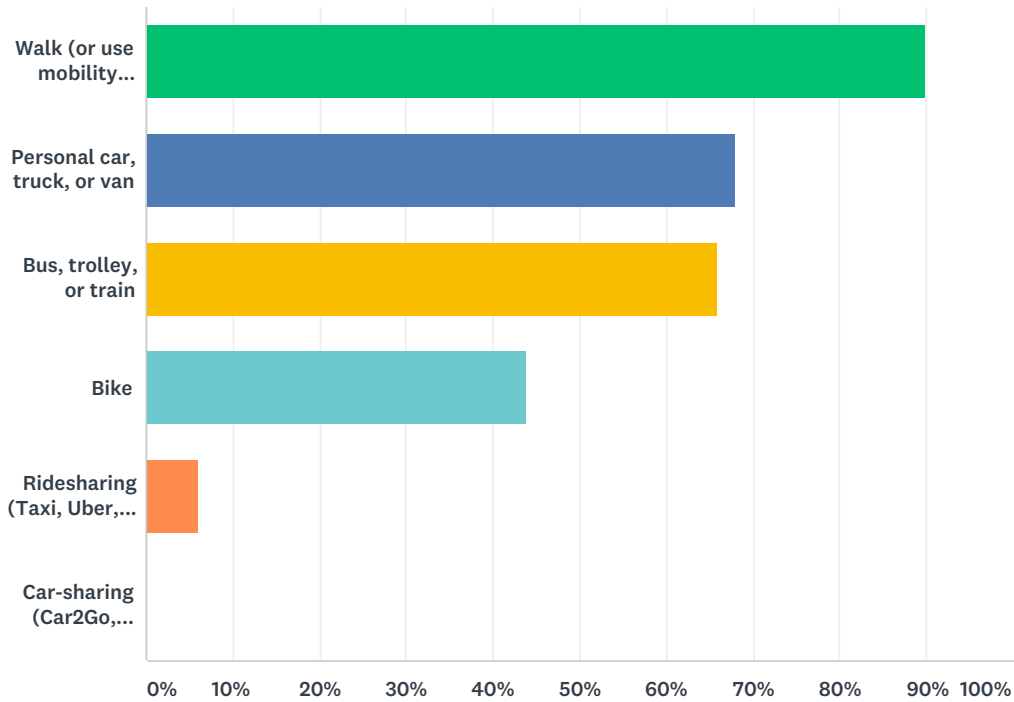
Answered: 50 Skipped: 0



ANSWER CHOICES	RESPONSES	
Walk (or use mobility device)	90.00%	45
Personal car, truck, or van	84.00%	42
Bus, trolley, or train	60.00%	30
Bike	32.00%	16
Ridesharing (Taxi, Uber, Lyft)	16.00%	8
Car-sharing (Car2Go, Zipcar)	6.00%	3
Total Respondents: 50		

## Q5 How would you prefer to get around your neighborhood? (Please select your top 3)?

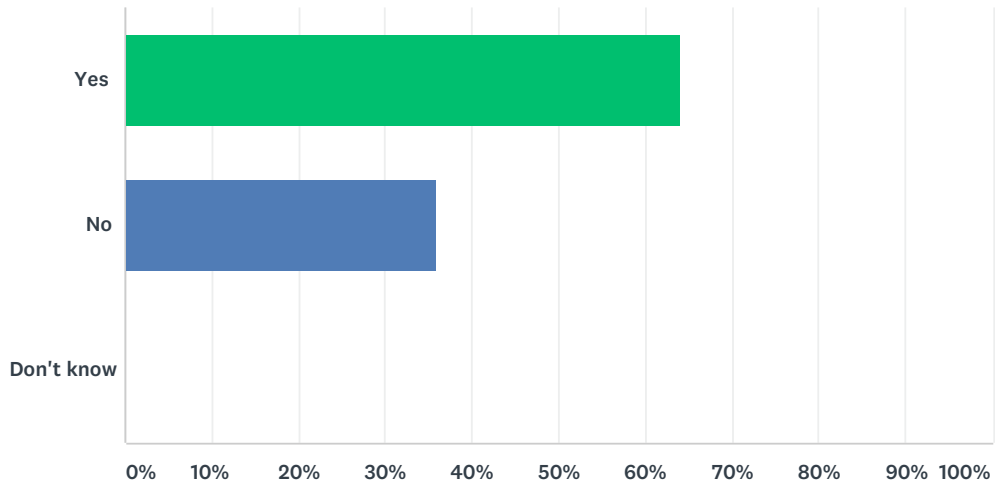
Answered: 50 Skipped: 0



ANSWER CHOICES	RESPONSES	
Walk (or use mobility device)	90.00%	45
Personal car, truck, or van	68.00%	34
Bus, trolley, or train	66.00%	33
Bike	44.00%	22
Ridesharing (Taxi, Uber, Lyft)	6.00%	3
Car-sharing (Car2Go, Zipcar)	0.00%	0
Total Respondents: 50		

### Q6 Have you heard about this project before now?

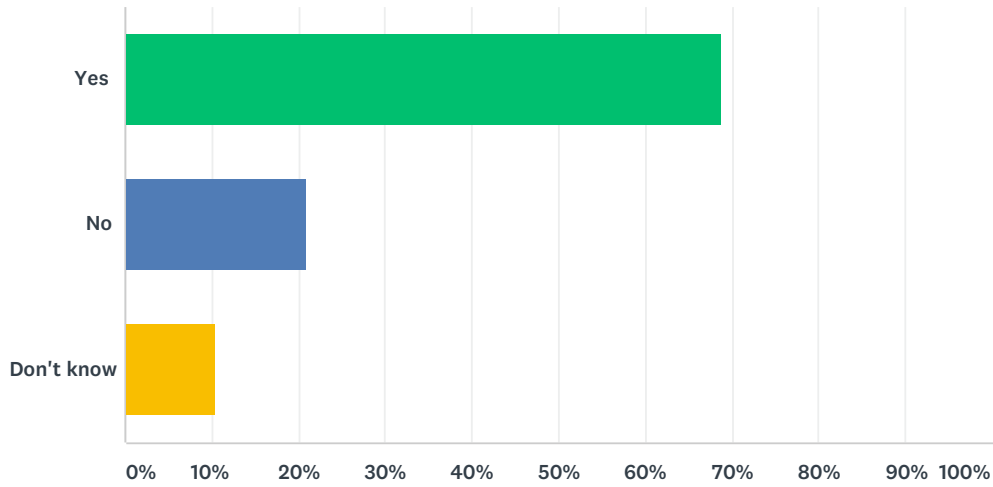
Answered: 50 Skipped: 0



ANSWER CHOICES	RESPONSES	
Yes	64.00%	32
No	36.00%	18
Don't know	0.00%	0
TOTAL		50

### Q7 Do you think that left-turn pockets and signals will make 15th Ave NE safer for people driving, biking and walking?

Answered: 48 Skipped: 2



ANSWER CHOICES	RESPONSES	
Yes	68.75%	33
No	20.83%	10
Don't know	10.42%	5
TOTAL		48

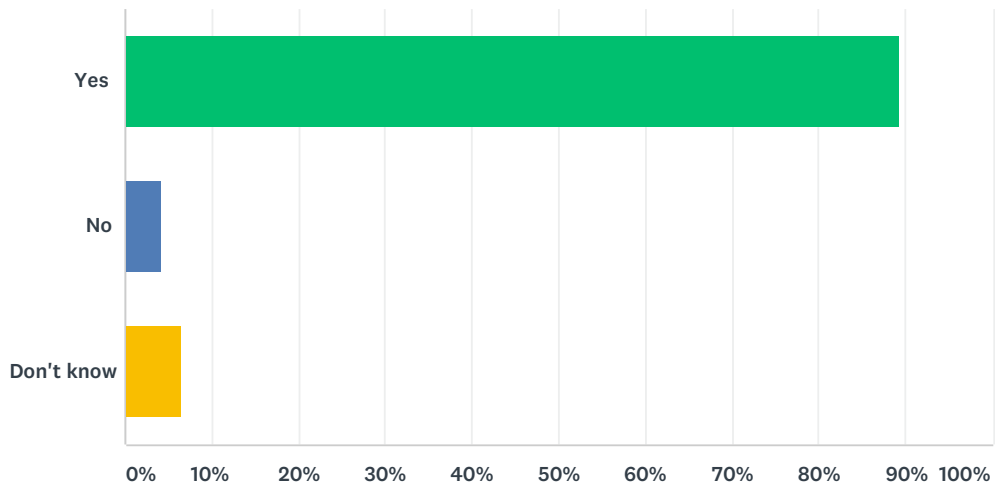


**Q8 Please share feedback about this design proposal here. We want to know what you think.**

Answered: 30 Skipped: 20

### Q9 Do you think that flashing beacon crossings are an important measure when addressing safety along a street such as 15th Ave NE?

Answered: 47 Skipped: 3



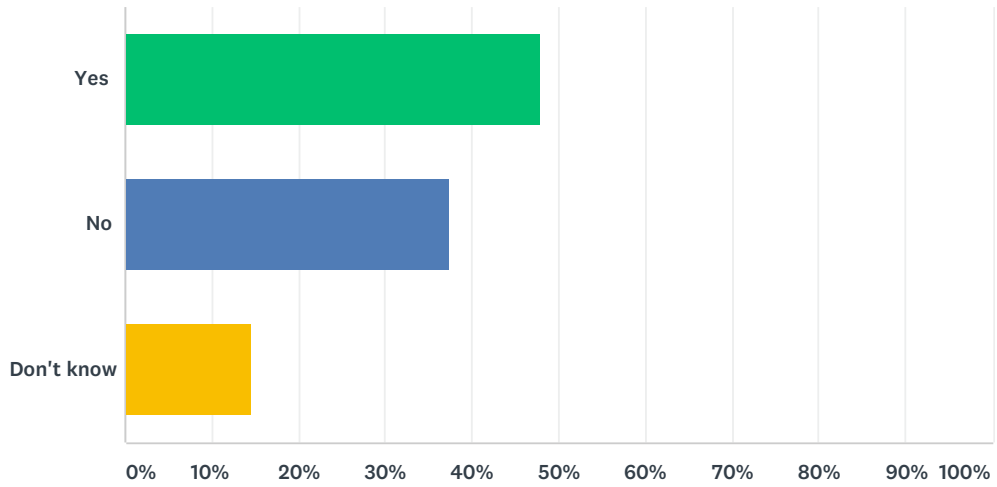
ANSWER CHOICES	RESPONSES	
Yes	89.36%	42
No	4.26%	2
Don't know	6.38%	3
<b>TOTAL</b>		<b>47</b>

**Q10 Please share feedback about this design proposal here. We want to know what you think.**

Answered: 27 Skipped: 23

# Q11 Do you think this design will be safer for people walking and biking on 15th Ave NE?

Answered: 48 Skipped: 2



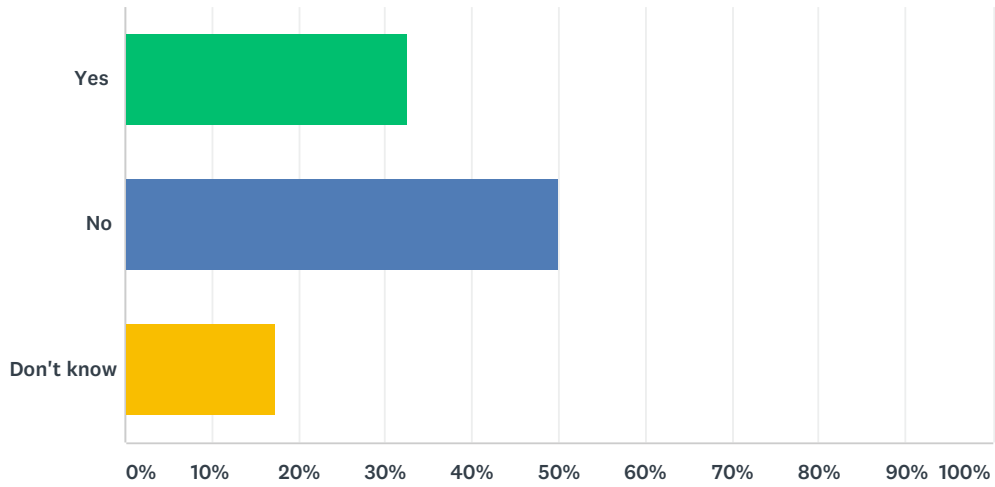
ANSWER CHOICES	RESPONSES
Yes	47.92% 23
No	37.50% 18
Don't know	14.58% 7
TOTAL	48

**Q12 Please share feedback about this design proposal here. We want to know what you think.**

Answered: 34 Skipped: 16

### Q13 Do you think the convenience of 24/7 parking will be useful to you and/or customers of your business?

Answered: 46 Skipped: 4



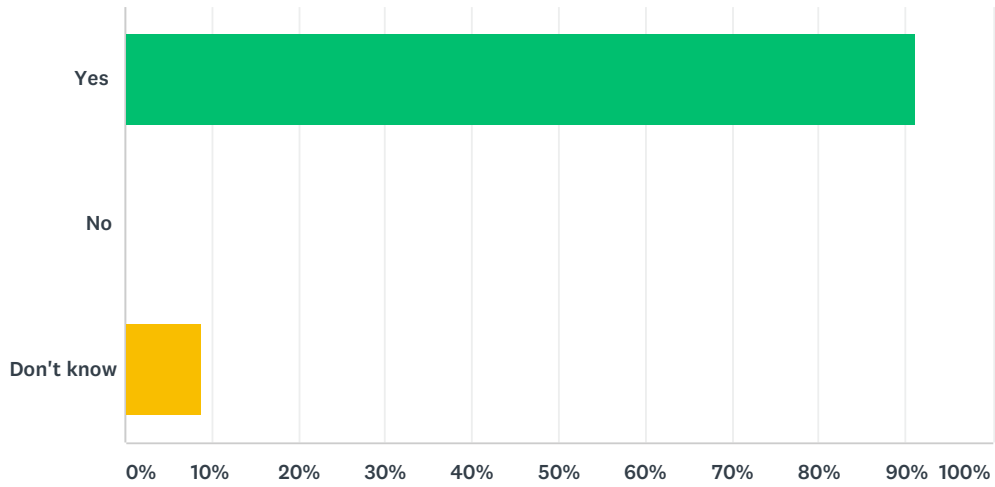
ANSWER CHOICES	RESPONSES
Yes	32.61% 15
No	50.00% 23
Don't know	17.39% 8
TOTAL	46

**Q14 Please share feedback about this design proposal here. We want to know what you think.**

Answered: 32 Skipped: 18

## Q15 Did this survey help you better understand the project and give you an opportunity to provide feedback?

Answered: 45 Skipped: 5



ANSWER CHOICES	RESPONSES	
Yes	91.11%	41
No	0.00%	0
Don't know	8.89%	4
<b>TOTAL</b>		<b>45</b>



**Q16 Please share any additional comments or feedback you have about this project.**

Answered: 25 Skipped: 25

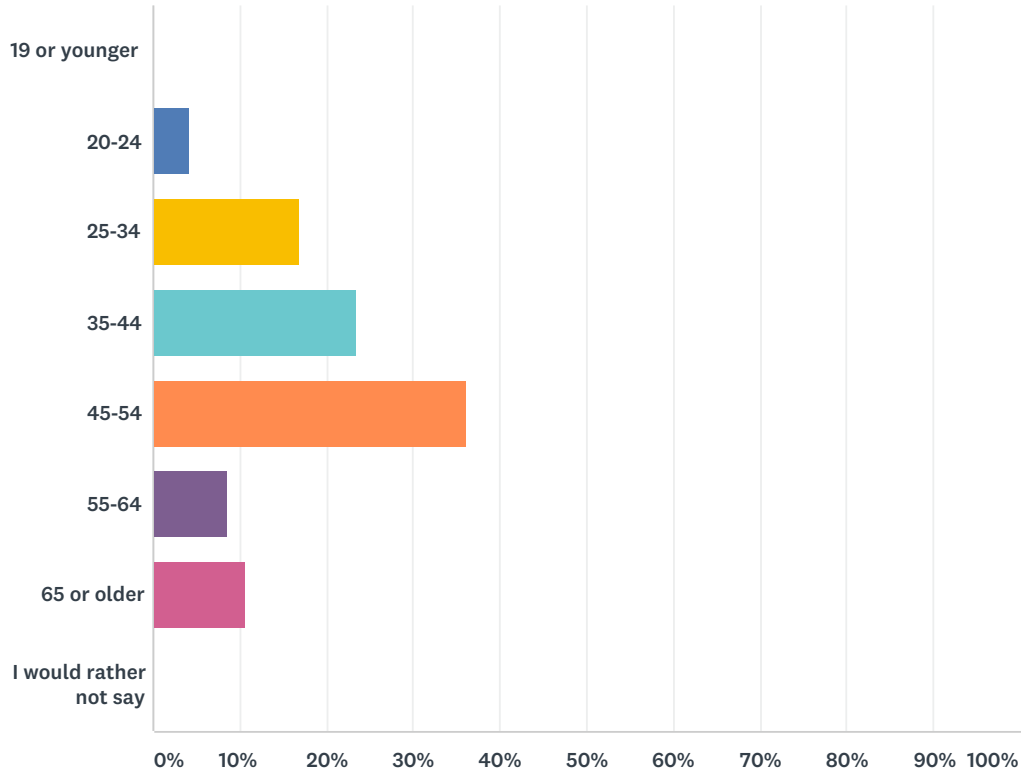
## Q17 What's your email address?

Answered: 20 Skipped: 30

ANSWER CHOICES	RESPONSES	
Name	0.00%	0
Company	0.00%	0
Address	0.00%	0
Address 2	0.00%	0
City/Town	0.00%	0
State/Province	0.00%	0
ZIP/Postal Code	0.00%	0
Country	0.00%	0
Email Address	100.00%	20
Phone Number	0.00%	0

## Q18 What is your age?

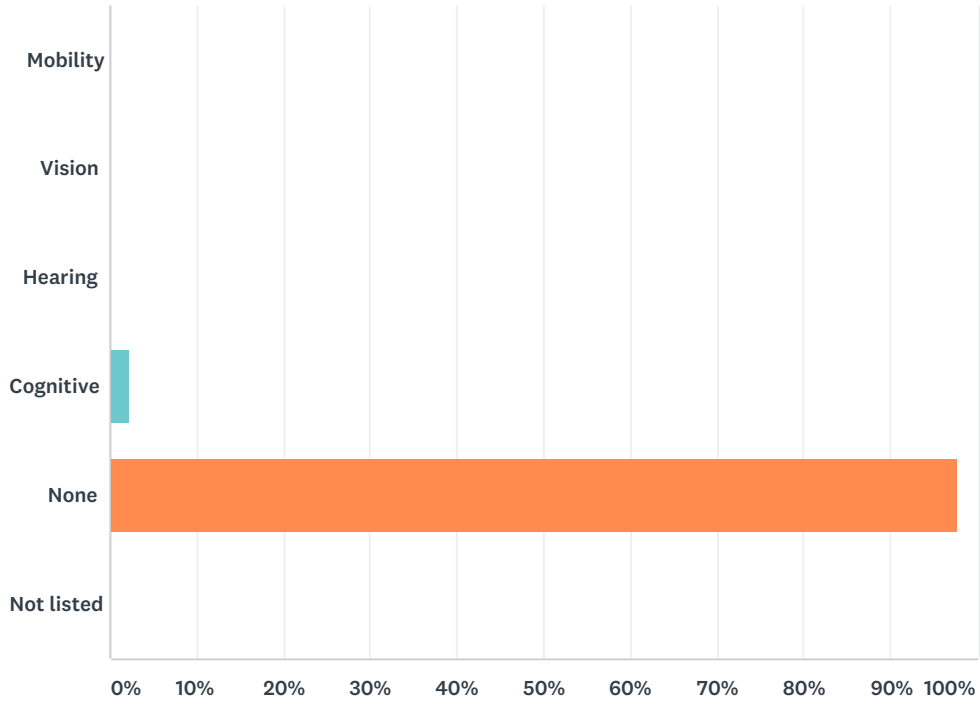
Answered: 47 Skipped: 3



ANSWER CHOICES	RESPONSES	
19 or younger	0.00%	0
20-24	4.26%	2
25-34	17.02%	8
35-44	23.40%	11
45-54	36.17%	17
55-64	8.51%	4
65 or older	10.64%	5
I would rather not say	0.00%	0
<b>TOTAL</b>		<b>47</b>

## Q19 Do you have a disability? (Choose all that apply)

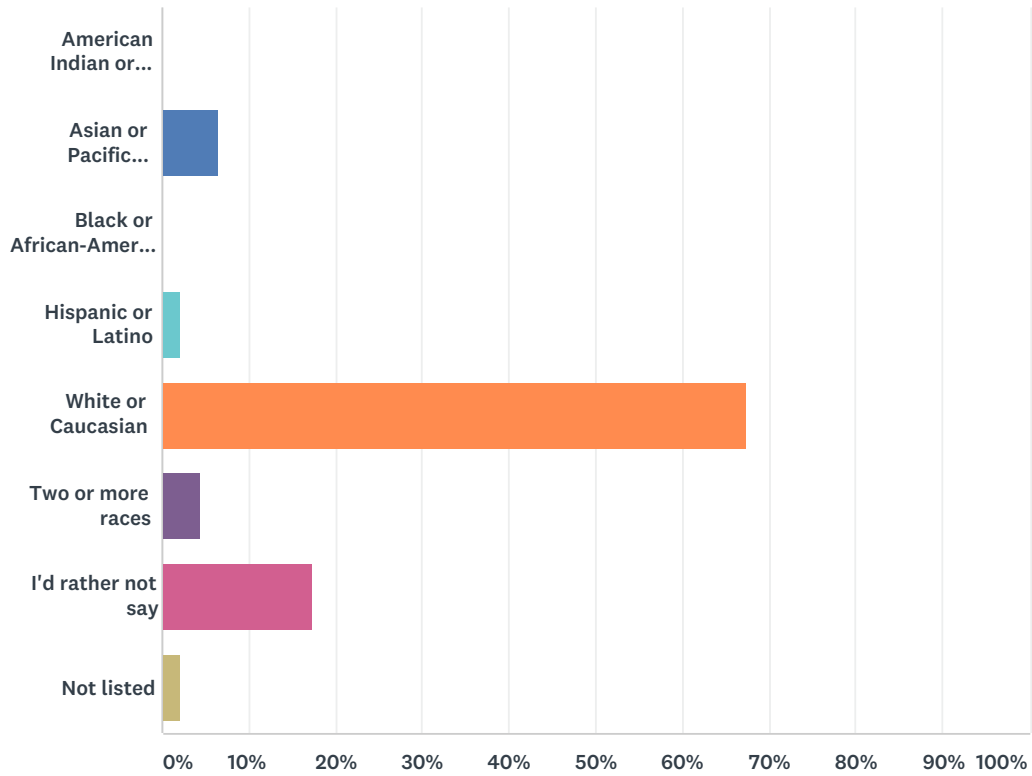
Answered: 44 Skipped: 6



ANSWER CHOICES	RESPONSES	
Mobility	0.00%	0
Vision	0.00%	0
Hearing	0.00%	0
Cognitive	2.27%	1
None	97.73%	43
Not listed	0.00%	0
Total Respondents: 44		

## Q20 What race/ethnicity best describes you?

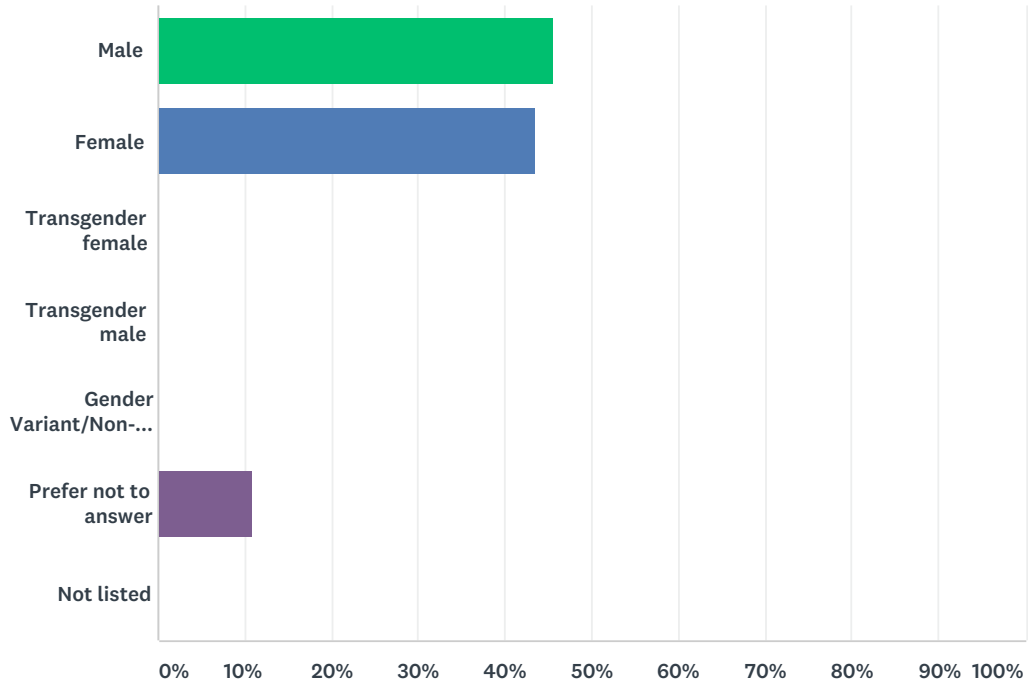
Answered: 46 Skipped: 4



ANSWER CHOICES	RESPONSES	
American Indian or Alaska Native	0.00%	0
Asian or Pacific Islander	6.52%	3
Black or African-American	0.00%	0
Hispanic or Latino	2.17%	1
White or Caucasian	67.39%	31
Two or more races	4.35%	2
I'd rather not say	17.39%	8
Not listed	2.17%	1
<b>TOTAL</b>		<b>46</b>

## Q21 To which gender identity do you most identify?

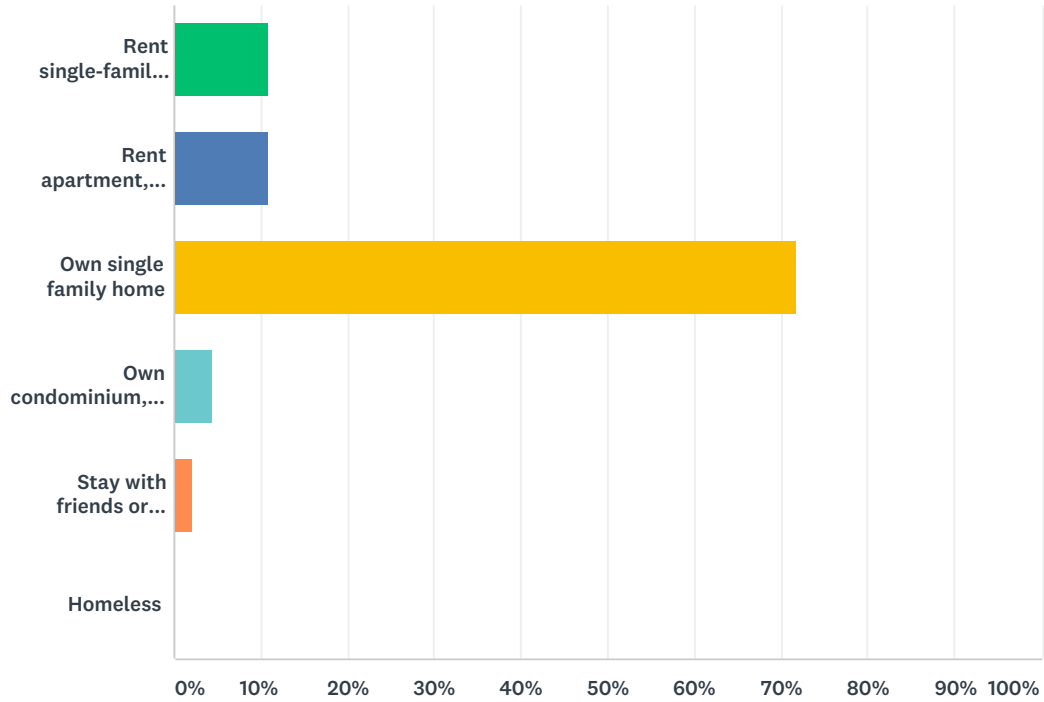
Answered: 46 Skipped: 4



ANSWER CHOICES	RESPONSES	
Male	45.65%	21
Female	43.48%	20
Transgender female	0.00%	0
Transgender male	0.00%	0
Gender Variant/Non-Conforming	0.00%	0
Prefer not to answer	10.87%	5
Not listed	0.00%	0
<b>TOTAL</b>		<b>46</b>

## Q22 What is your current housing situation?

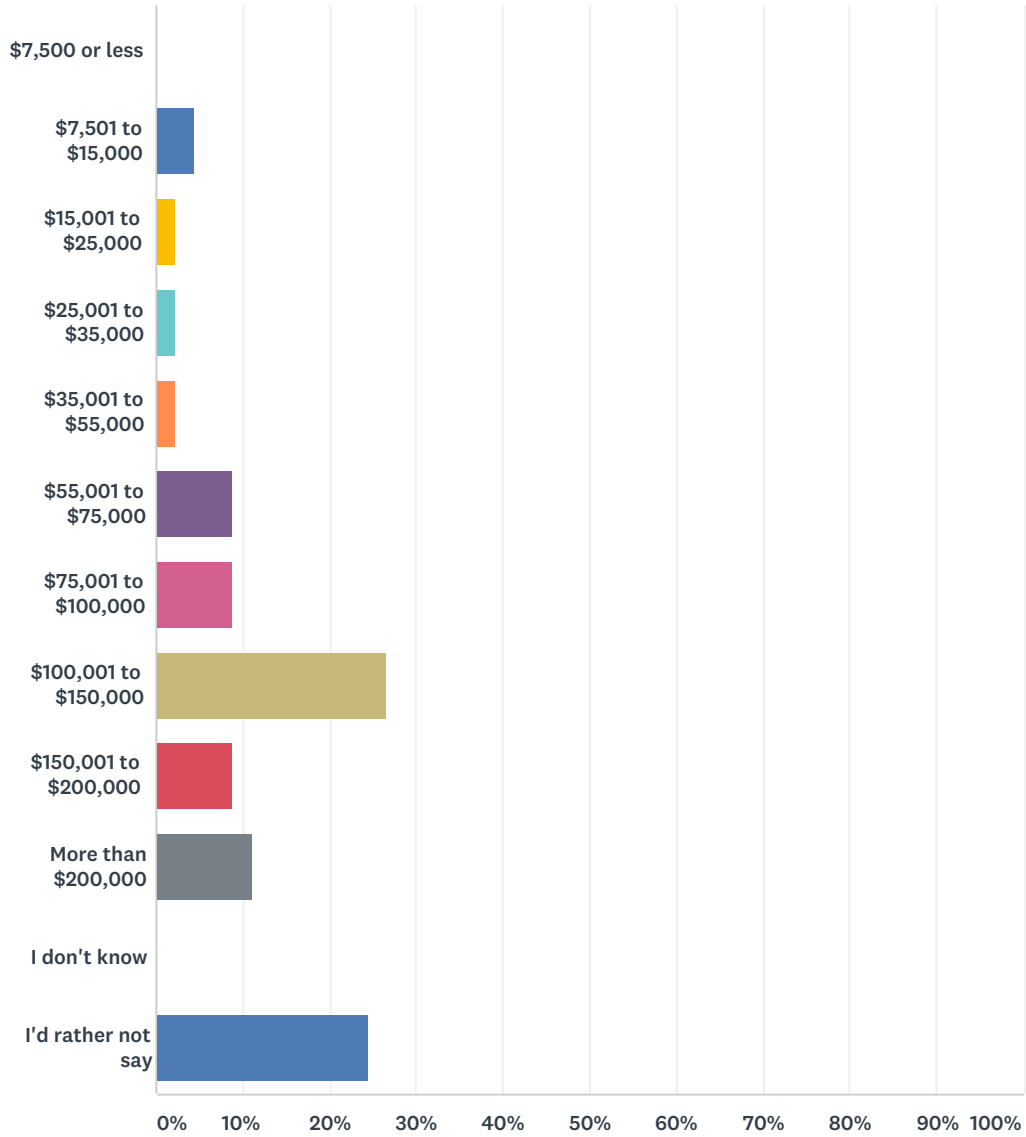
Answered: 46 Skipped: 4



ANSWER CHOICES	RESPONSES	
Rent single-family home	10.87%	5
Rent apartment, room, duplex, or dorm	10.87%	5
Own single family home	71.74%	33
Own condominium, co-op, duplex	4.35%	2
Stay with friends or family	2.17%	1
Homeless	0.00%	0
<b>TOTAL</b>		<b>46</b>

## Q23 What is your annual household income?

Answered: 45 Skipped: 5



ANSWER CHOICES	RESPONSES	
\$7,500 or less	0.00%	0
\$7,501 to \$15,000	4.44%	2
\$15,001 to \$25,000	2.22%	1
\$25,001 to \$35,000	2.22%	1
\$35,001 to \$55,000	2.22%	1
\$55,001 to \$75,000	8.89%	4
\$75,001 to \$100,000	8.89%	4
\$100,001 to \$150,000	26.67%	12

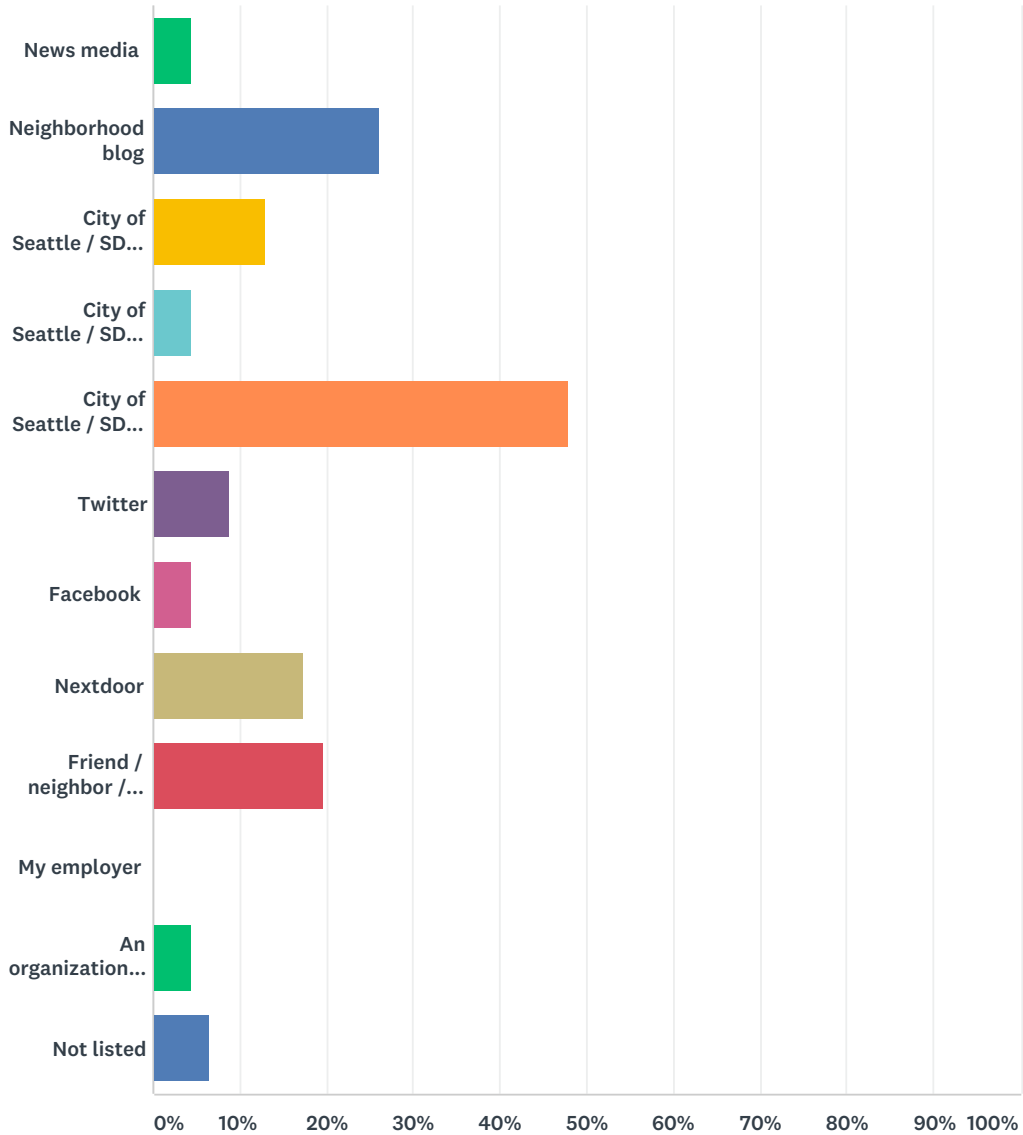


## 15th Ave NE- 60% Design Questionnaire

\$150,001 to \$200,000	8.89%	4
More than \$200,000	11.11%	5
I don't know	0.00%	0
I'd rather not say	24.44%	11
TOTAL		45

## Q24 How did you learn about this project? (Choose all that apply)

Answered: 46 Skipped: 4



ANSWER CHOICES	RESPONSES	
News media	4.35%	2
Neighborhood blog	26.09%	12
City of Seattle / SDOT email	13.04%	6
City of Seattle / SDOT website	4.35%	2
City of Seattle / SDOT mailer	47.83%	22
Twitter	8.70%	4
Facebook	4.35%	2
Nextdoor	17.39%	8

## 15th Ave NE- 60% Design Questionnaire

Friend / neighbor / family member	19.57%	9
My employer	0.00%	0
An organization I'm involved with	4.35%	2
Not listed	6.52%	3
Total Respondents: 46		