

Equitable Development Indicators

Briefing for Seattle Planning
Commission

By Diana Canzoneri, Demographer &
Strategic Advisor

&

Rosa Ammon-Ciaglio Research & Analysis
Intern

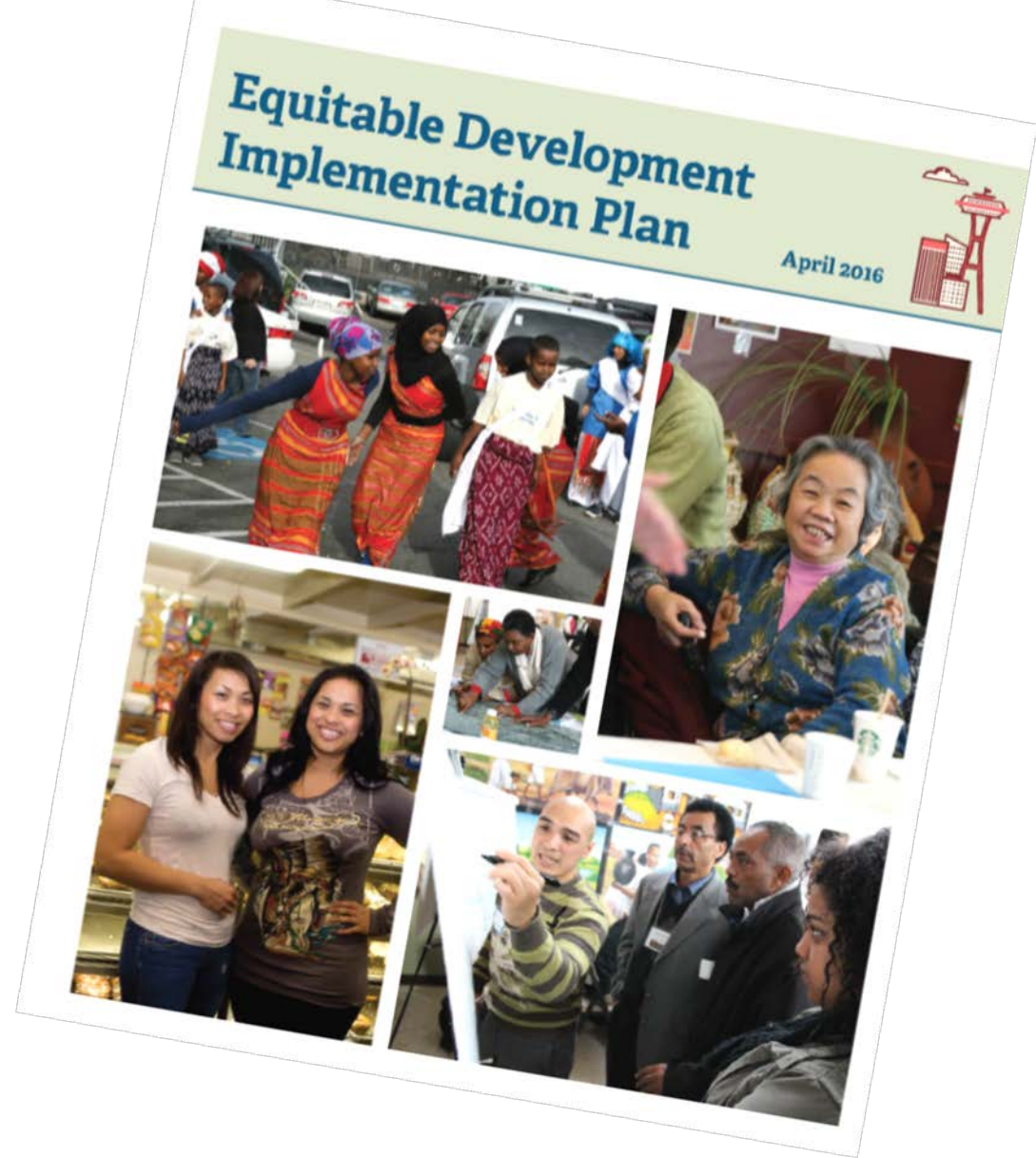
12/13/2018

Quick refresher on the Equitable Development Monitoring Program

A key part of the systemic change needed to eliminate racial inequities

“Monitoring is fundamental for ensuring accountability and making meaningful and sustained progress on equitable development.”

-EDI Plan



Two types of indicators:

Two types of indicators:

- Short-term measures to provide indicators of heightened displacement risk
- Long-term measures to gauge achievement of equitable outcomes

Purpose of monitoring reports

- Provide essential information to aid City officials in making policy, planning, and investment decisions.
- Provide the public and community organizations with data for informing advocacy and action.

Planning Commission's special role

In addition to advising on the indicators, the Seattle Planning Commission will be developing recommendations for City officials based on findings of the annual monitoring reports.

The Board that's Advising on the broader Equitable Development Initiative has a similar role.

Phased Approach and Timeline

Phased Approach & Timeline



Phase 1:

- Identify easy-to-measure (“low-hanging fruit”) outcome indicators
- Aiming to report findings on these indicators in the first quarter of 2019
- Anticipating ~3 months for SPC & EDI Advisory Board to then offer officials recommendations based on findings

Phase 2:

- Develop indicators of heightened displacement risk, with assistance from consultant
- Make improvements to initial equity indicators
- Second report in first half of 2020 reports on both types of indicators

Phase 3:

- Systemize and enhance reporting
- Fill key data gaps, potentially with in partnership with communities

Selection of Meaningful Indicators

Some key criteria we used for selecting the Phase One outcome indicators

- Measurable, and—as a set—not too difficult for City to keep measuring over the long haul
- Gauge progress related to goals in the Equitable Development Framework and policies in the Comprehensive Plan
- Compelling to affected persons and communities
- Actionable: will provide feedback that the City can use to inform policies, strategies, and investments

What is Equitable Development?

Public and private investments, programs, and policies in neighborhoods to meet the needs of marginalized people and reduce disparities, taking into account past history and current conditions, so that quality of life outcomes such as access to quality education, living wage employment, healthy environment, affordable housing and transportation, are equitably distributed for the people currently living and working there, as well as for new people moving in.

Equitable Development Framework: Strong People, Strong Communities

Strategies to achieve community stability and resilience in the face of displacement, and great neighborhoods with access by all:



Advance economic mobility and opportunity



Prevent residential, commercial, and cultural displacement



Build on local cultural assets



Promote transportation mobility and connectivity



Develop healthy and safe neighborhoods



Provide equitable access to all neighborhoods

Iterative process of selecting indicators

Informed by:

- Advice from Planning Commission and EDI Advisory Board, as well as representatives from 13 additional boards and commissions
- City staff research, inter/intra-departmental discussions, and consultation with other agencies
- Input received, and insights gleaned, from engagement with community members

Ways We Engaged

- **Surveying residents:**
events & festivals
 - **Workshops:**
community practitioners,
Boards & Commissions
- **Focus groups:** community liaisons
- **Past community insights:**
RETs, community action plans,
equity-focused reports



Who We Engaged (examples)

- Community Events: NewHolly, Lao Festival in Rainier Beach, Yesler Terrace
- Participants in People's Academy for Community Engagement (PACE)
- Community liaisons and residents in South Park & Northgate/Lake City (focus groups)
- Equitable Development Initiative Convening: 80+ community practitioners
- Boards & Commissions Workshop, September: Planning Commission; EDI Interim Advisory Board; Commissions/Councils for the Arts, People with Disabilities, Human Rights, Immigrant & Refugee, Indian Services, Renters, Women, LGBTQ, African American Elders; Housing Authority and Transit Advisory Boards, among others.

Key Takeaways

- Provide **context** about aspects we can't measure
- Recognize **nuanced barriers** to equitable access to local services and amenities
- Incorporate **stories** to ground the report in community experience
 - First Report will include community & resident features
- Elevate the importance of **community and cultural assets**
- Find ways to **engage community** in the reporting process beyond basic input

Commitment to Continued Engagement

- How community organizations and practitioners envision using the Monitoring Report:
 - Useful for both for information and accountability
 - Access to raw data for tailored analysis and goal-setting
 - Building their own performance metrics
 - Boost their capacity to secure funding
- Broad desire for continued involvement, including policy recommendations and qualitative data collection

"Phase One" Outcome Indicators


Walk through

“Phase One” Outcome Indicators

Diana:

- Walks Commissioners through list of near-final indicators
- Describes Race and Social Equity Index that staff will use as part of neighborhood-level analysis

| Related Equity Driver(s) From EDI Implementation Plan Framework | OVERARCHING CATEGORY (AND SECONDARY CATEGORY) | Topic | Indicator | Source(s) | Crosstab by race/ethnicity? (v = yes, v+ = yes, with enhanced detail) | Neighborhood analysis; crosstab by Race and Social Equity Map census tract quintiles? |
|-----------------------------------------------------------------------------------------------------------------------------------------------------------------|-----------------------------------------------|----------------------------------------------------------|----------------------------|-----------|-----------------------------------------------------------------------|---------------------------------------------------------------------------------------|
| D2: Prevent residential, commercial, and cultural displacement. D4: Equitable Access to All Neighborhoods | HOME | Affordability of rental housing, with family-size detail | Shares of 30%, 50% detail. | | | v |
| D2: Prevent residential, commercial, and cultural displacement. D6: Equitable Access to All Neighborhoods | HOME | Supply of income-restricted affordable housing | Nur... | | | v |
| D3: Advance economic mobility and opportunity D3: Develop healthy and safe neighborhoods. | HOME | Homeownership rates | | | | |
| D1: Advance economic mobility and opportunity D2: Prevent residential, commercial, and cultural displacement. D3: Develop healthy and safe neighborhoods. | HOME | Housing cost burdens | | | | |
| D3: Develop healthy and safe neighborhoods. | COMMUNITY | Access to parks and open space | | | | |
| D3: Build on local cultural assets. D3: Develop healthy and safe neighborhoods. | COMMUNITY | Proximity to community center | | | | |
| D1: Advance economic mobility and opportunity D3: Build on local cultural assets. D3: Develop healthy and safe neighborhoods. | COMMUNITY | Proximity to a library | | | | |
| D3: Develop healthy and safe neighborhoods. | COMMUNITY | Access to grocery store | | | | |
| D3: Develop healthy and safe neighborhoods. D4: Safe Neighborhoods: Close disparities of accidents, crime and emergency response times | COMMUNITY | Rates for senior | | | | |
| D3: Develop healthy and safe neighborhoods. | COMMUNITY | Air pollu | | | | |
| D4: Promote transportation mobility and connectivity. D3: Develop healthy and safe neighborhoods. | MOBILITY & ACCESS (HEALTH & SAFETY) | Sid | | | | |
| D4: Promote transportation mobility and connectivity. | MOBILITY & ACCESS | | | | | |

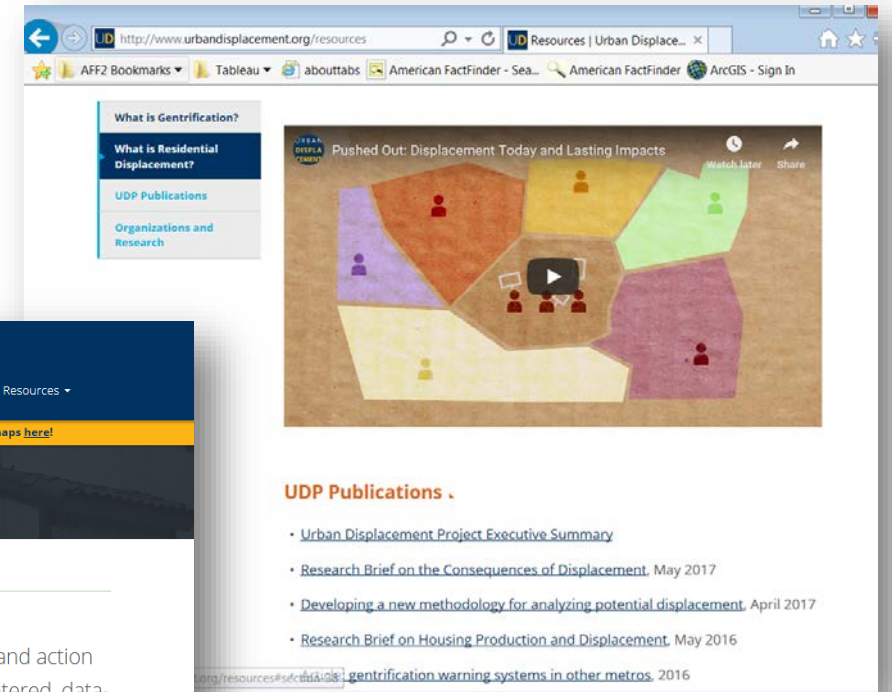
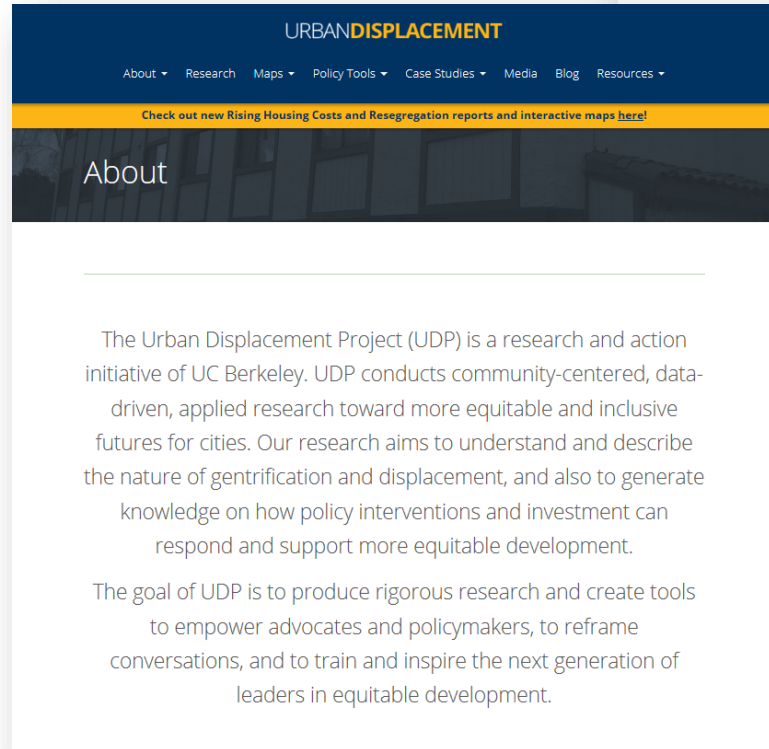


Heightened Risk Indicators for “Phase Two” Report

Review criteria for indicators

Heightened Risk Indicators for "Phase Two" Report

- OPCD hoping to contract with UC Berkeley's Urban Displacement Project to recommend heightened risk indicators



- Invitation of Planning Commission to review and make suggestions on Draft Criteria for Heightened Risk Indicators