



West Seattle Access and Parking Studies

West Seattle Merchants' Association
Jonathan Williams and Ruth Harper,
SDOT Transit & Mobility
February 28, 2018



Seattle
Department of
Transportation

Our mission, vision, and core values

Mission: deliver a high-quality transportation system for Seattle

Vision: connected people, places, and products

Committed to **5 core values** to create a city that is:

- Safe
- Interconnected
- Affordable
- Vibrant
- Innovative

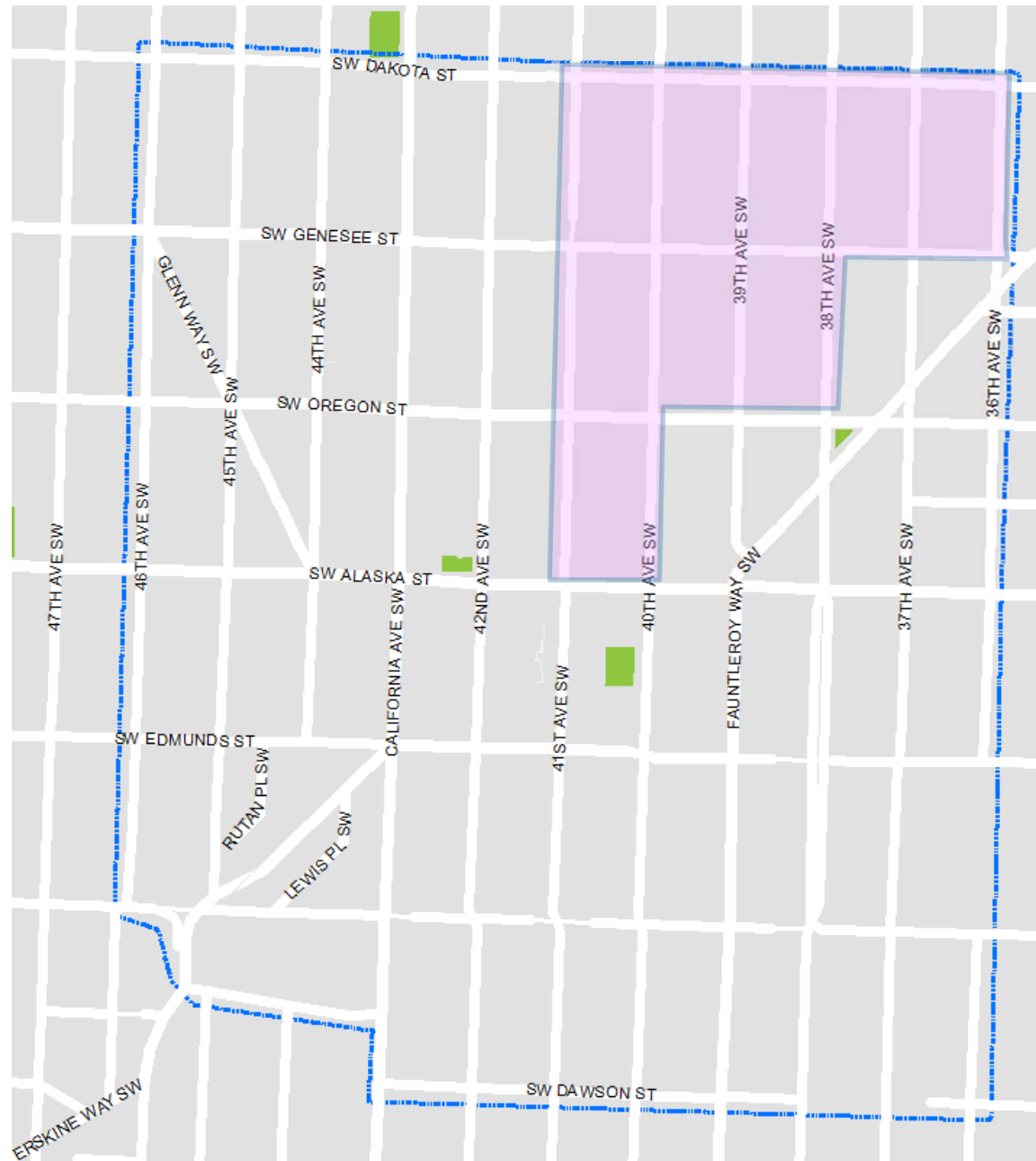
For **all**

Presentation overview

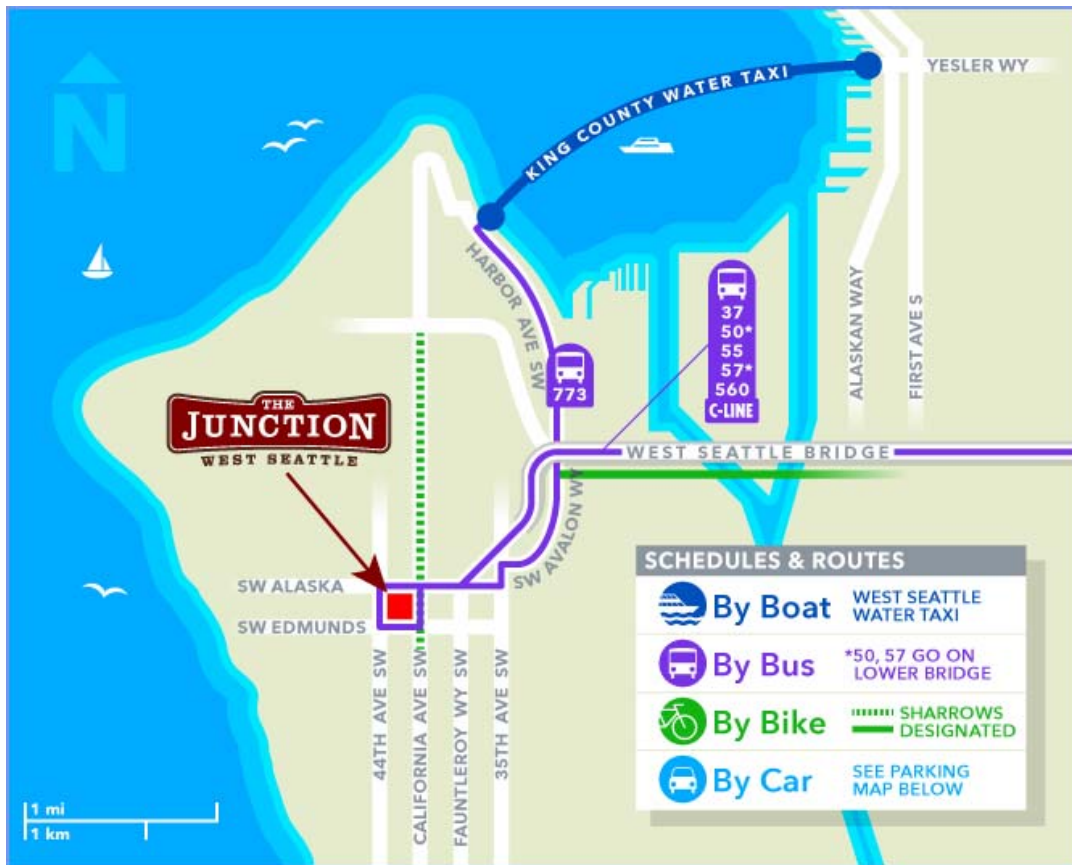
- Background/scope
- Brief summary of key study results
 - Access/outreach
 - Parking studies
- Potential outcomes and next steps
- Questions and discussion

Background

- RPZ request (pink area)
- No recent area review of parking and access
- Focus on larger area (blue line)

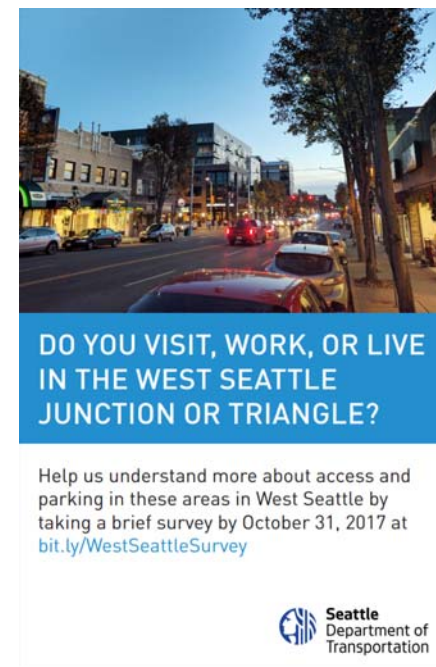


Access (WS Junction Association)



Data collection completed

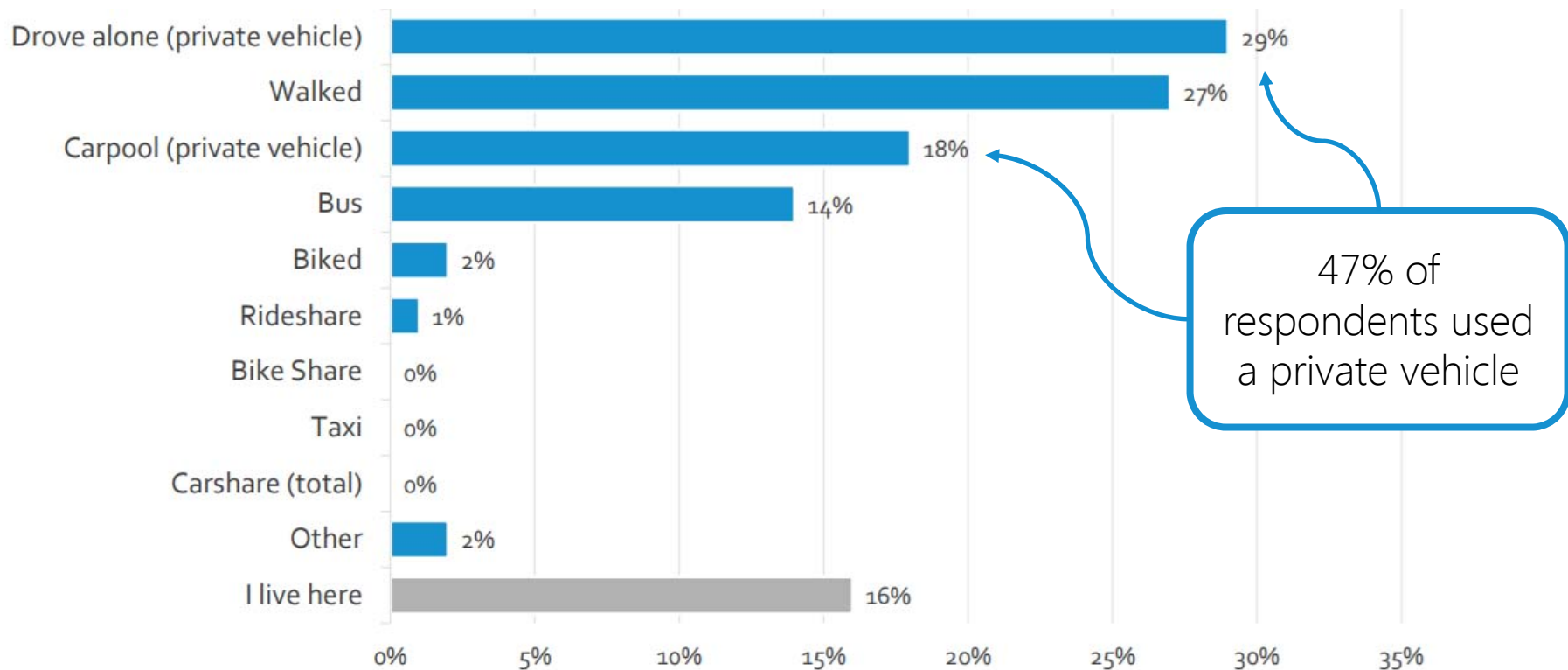
- Online survey (903 responses)
- In-person access intercept survey (490 surveys)



- Weekday on-street commercial area occupancy and duration parking study (53 blockfaces / 700 parking spaces)
- Weekday and weekend publicly-available off-street parking study (265 free spaces and 312 paid spaces)
- Weekday and weekend on-street residential area occupancy and duration study (171 blockfaces / 2,700 spaces)

Intercept Survey – overall mode split, all respondents

How did you get to the West Seattle Junction today? (N = 490)



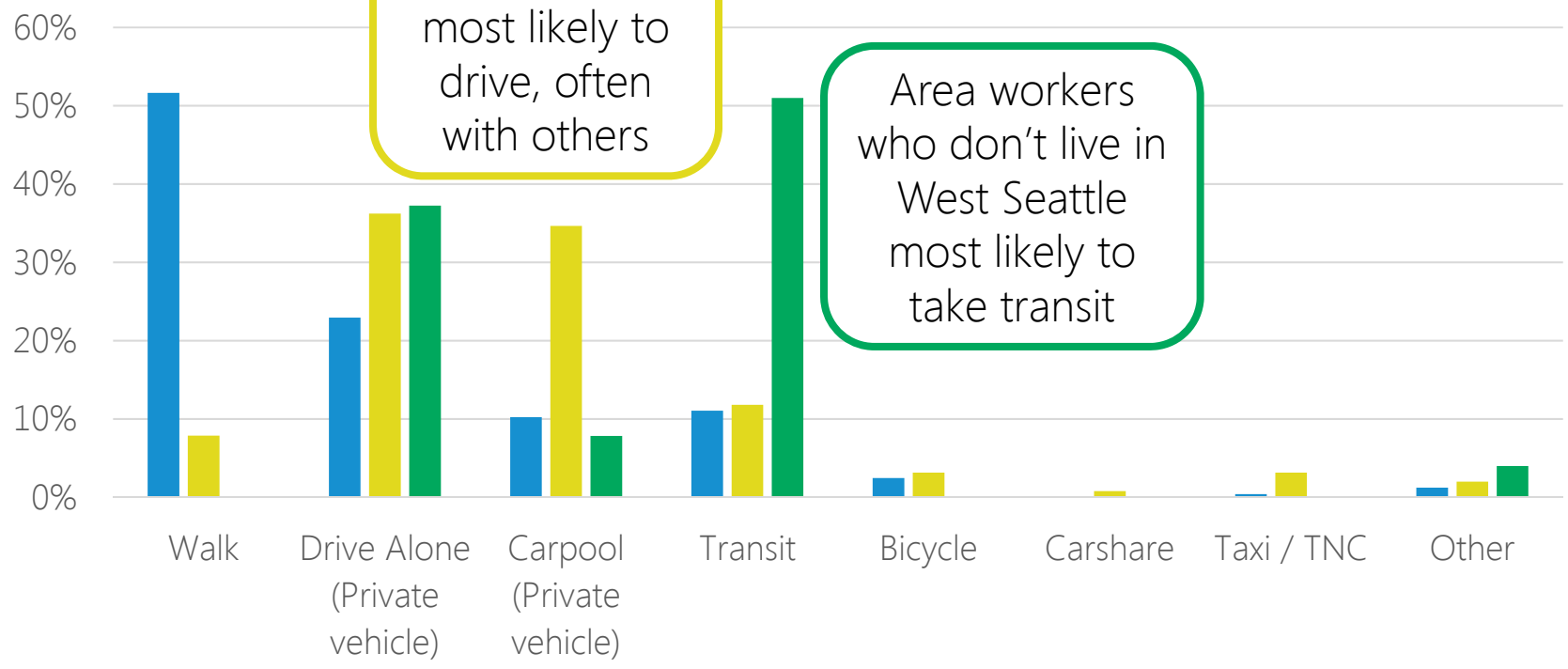
Q6: How did you travel to the area? Multiple response: may sum to > 100%
Base: All respondents (n=490)

How did you travel to the West Seattle Junction today? (by respondent type)

West Seattle residents most likely to walk

Visitors from elsewhere most likely to drive, often with others

Area workers who don't live in West Seattle most likely to take transit



- Live in West Seattle (N=244)
- Visitors (N=127)
- Area workers who don't live in West Seattle (N=51)

Other Access Survey Findings

Data subset	Finding
Visit frequency by mode	Those who walk/bike visit most often (65% visit most days). Drivers visit least frequently (26% visit most days).
Visitors from outside West Seattle only - reason for visit	Dining or eating out was most common reason (30%), followed closely by visiting family/friends (28%), and shopping (17%)
Spending on this trip	Visitors plan to spend the most (\$48), followed by area residents (\$43). Drivers planned to spend more (\$46) than walk/bike patrons (\$33).
Home zip codes	Most respondents live in West Seattle (59%), followed by other Seattle (18%), South King County (10%), and other place in WA (8%).

Parking location for drivers

- From surveys, slightly over half of drivers report parking 0-1 blocks from destination
- Visitors to the area heavily use the 3-hour free Junction lots

Study method - Group	Distance from destination	Parking type
Intercept study – all drivers	50% parked within 1 block of destination	50% parked on-street and about 50% parked off-street,
Online survey - Residents	80% of residents usually parked on their block.	57% of residents park in off-street parking at or near their home, remainder on-street.
Online survey - Visitors	52% of visitors report usually parking on the their destination block.	73% of visitors park in the 3-hour Junction free lots
Online survey employees/workers		63% of workers park on-street, remainder off-street

Parking management tools



Residential



Small Office/Industrial



Small Commercial



Medium/High Density Commercial or Residential

Parking Type	Typical Area of Use	Limits/Rules
Unrestricted Parking		72-hour citywide parking limit
Restricted Parking Zone (RPZ)		Rules vary by zone
Unpaid Time Limits		
Paid Parking with Time Limits		
Passenger and General Load Zones		
Commercial Vehicle and Truck Load Zones		

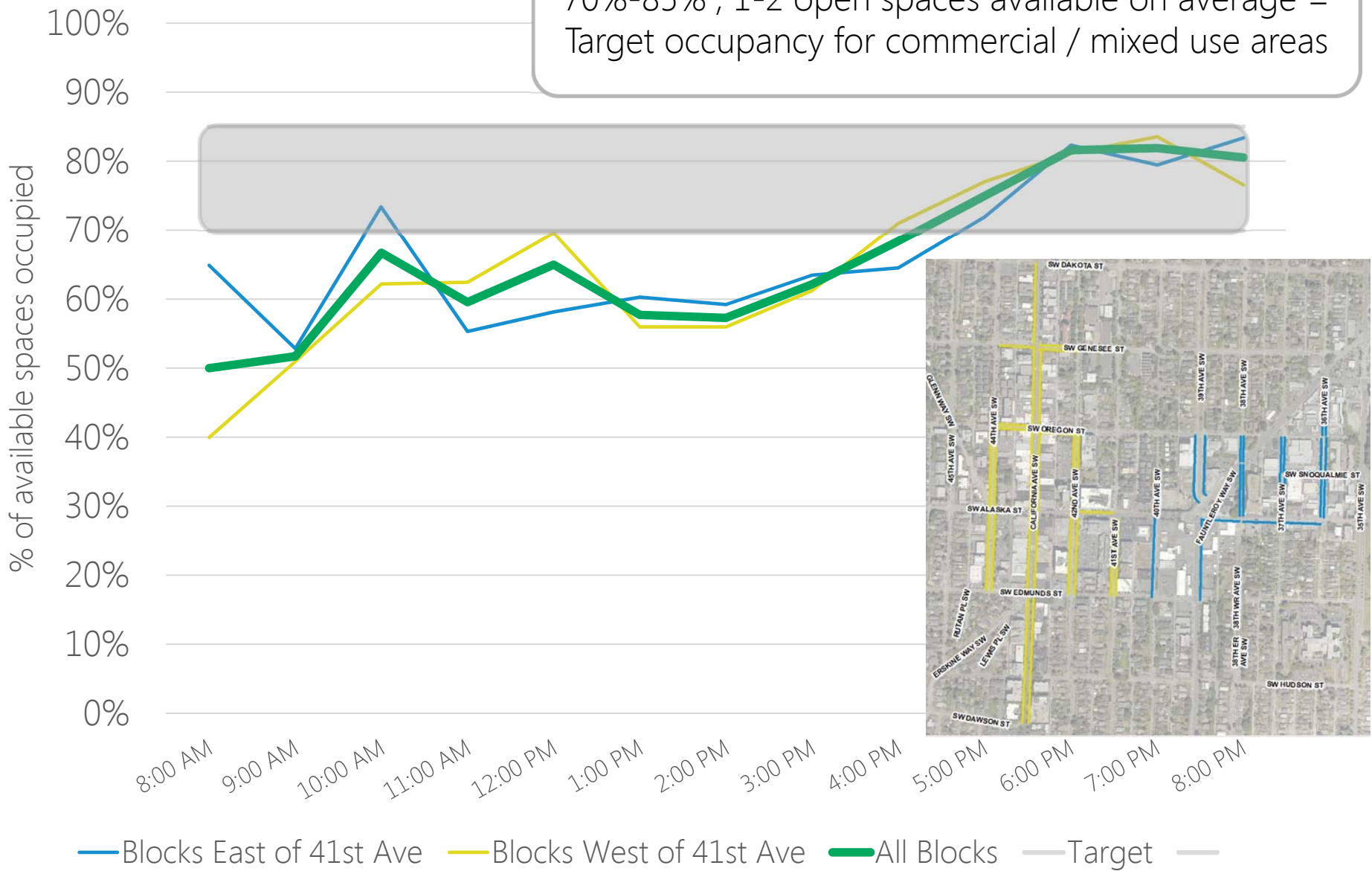
Parking study summary results

Summary points:

- In commercial area, parking readily available before about 5 PM. Occupancy peaks 6-7 PM.
- In larger residential area, occupancy hovers around 50% with some higher blocks closest to Junction
- Public paid off-street parking peaks at around 50% utilized
- Junction lots approach full in evenings

Weekday On-Street Parking Occupancy – Commercial areas

70%-85% , 1-2 open spaces available on average = Target occupancy for commercial / mixed use areas



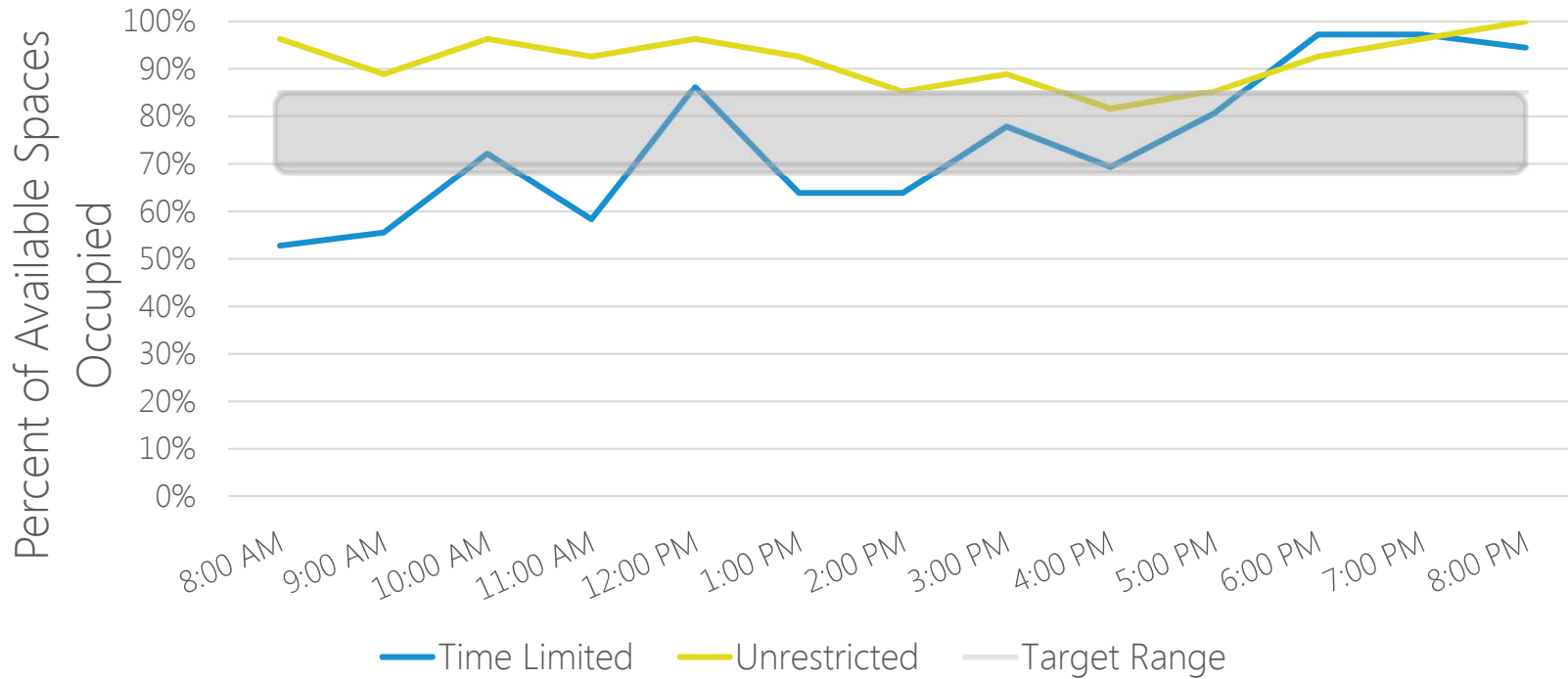
Weekday On-Street Parking Duration – Commercial areas

- Counted 3,271 vehicles in 706 spaces
- Almost 60% of vehicles parked under 1 hour, 80% under 2 hours

Parking space type	Vehicle type	N (cars)	Avg Duration (hours)
Time Limited Parking Spaces	General	3,100	1.3
Unrestricted Parking (no time limits)	General	129	3.0
Multiple (TL and Unrestricted)	Disabled Permit	32	3.4
Multiple (TL and Unrestricted)	Free-floating carshare (car2go, ReachNow)	9	1.2
All spaces / all types	All	3,271	1.4

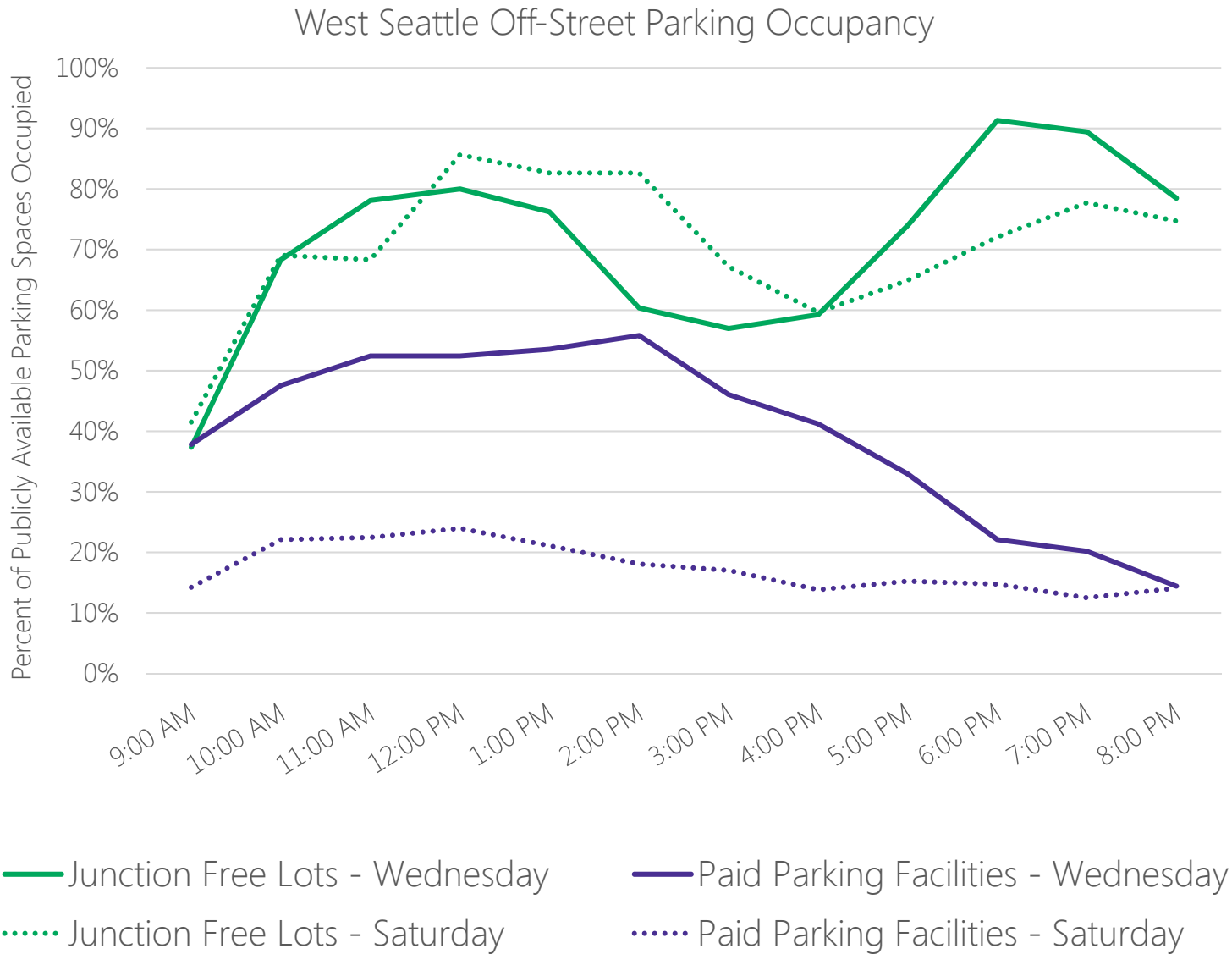
Time Limits vs. Unrestricted

- Compares parking use on three blockfaces which are partly time limited and partly unrestricted



Parking space type	Spaces Studied (three blockfaces)	Vehicles per space per day
Time Limited Parking Spaces	36	4.6
Unrestricted Parking (no time limits)	27	2.3

Off-Street Parking Occupancy

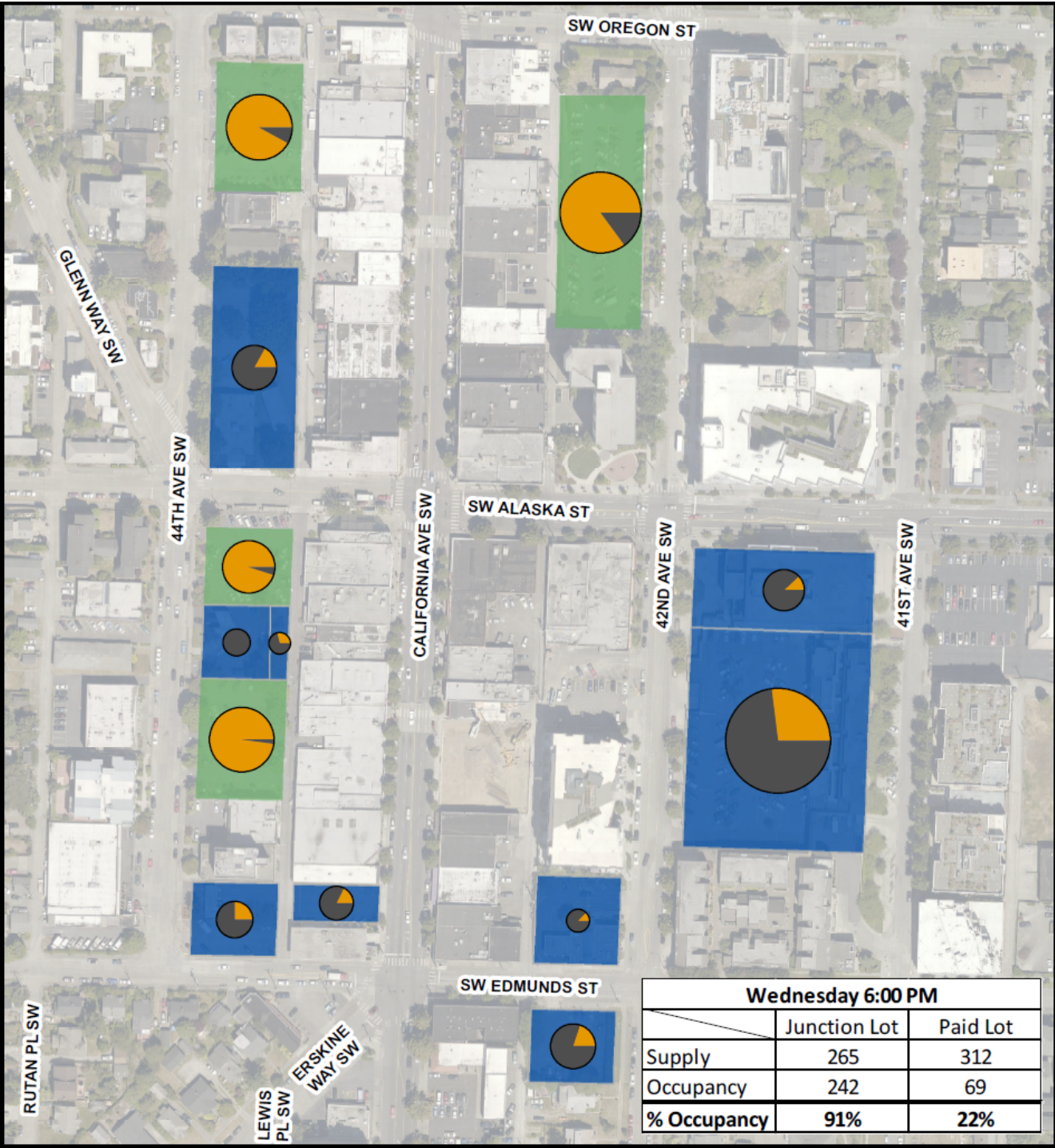


Off-street detail, Wed 6 PM

Junction Parking Lot
 Paid Parking Lot

Occupied Spaces
 Unoccupied Spaces

Note: Data collected on 9/20/2017



Potential outcomes / proposal elements

- Discuss potential RPZ proposal with JuNO
 - April meeting
- Add time limits to commercial streets close to Junction
- Extend unpaid time limits from 6 PM to 8 PM on/around California Ave SW
- Review/add load zones and at least one designated disabled space
 - Broader outreach/walking tour on load zones

Next steps - draft

Date	Action
April 2018	JuNO meeting and potential RPZ discussion
April – May 2018	Load zone and additional outreach in commercial areas
July 2018 - tentative	Release of a proposal for changes, collect feedback
Fall 2018	Final plan
Winter 2018-2019	Implementation

Questions?

WestSeattleParking@seattle.gov | (206) 733-9026

<http://www.seattle.gov/transportation/projects-and-programs/programs/parking-program/community-access-and-parking-program/west-seattle-area>

www.seattle.gov/transportation



Seattle
Department of
Transportation