

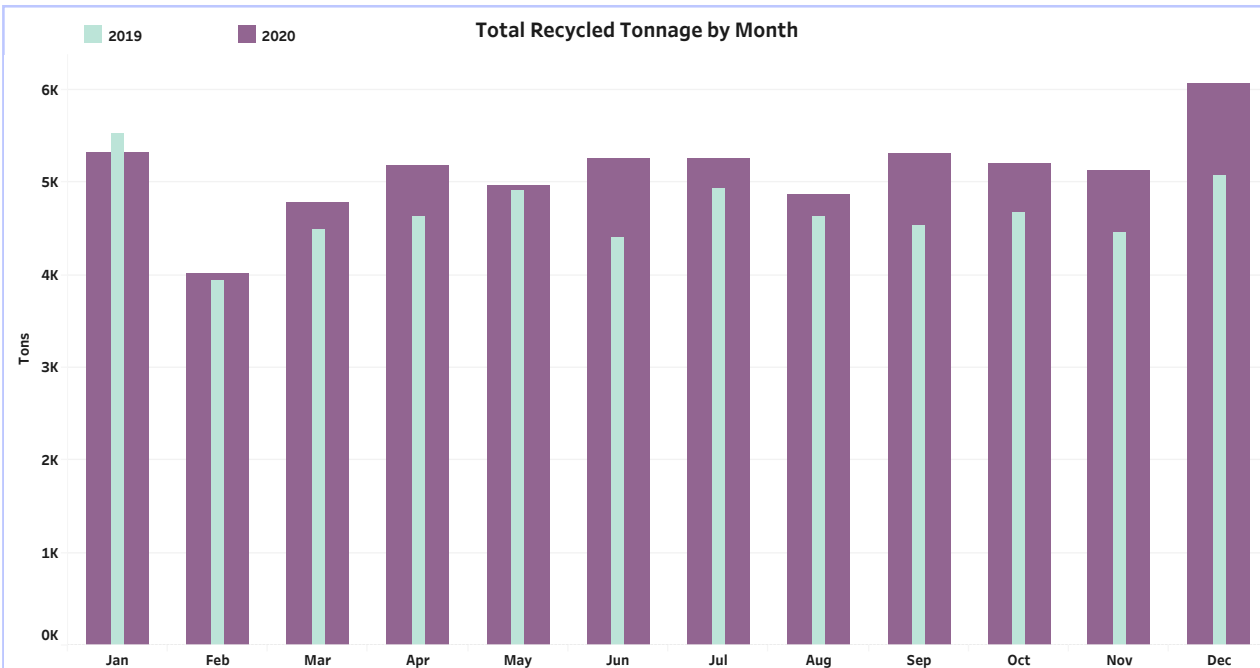
Single Family(Without Contaminant) Multi Family(Without Contaminant) Residentail (Without Contaminant) Free Business

Tonnage by Sector

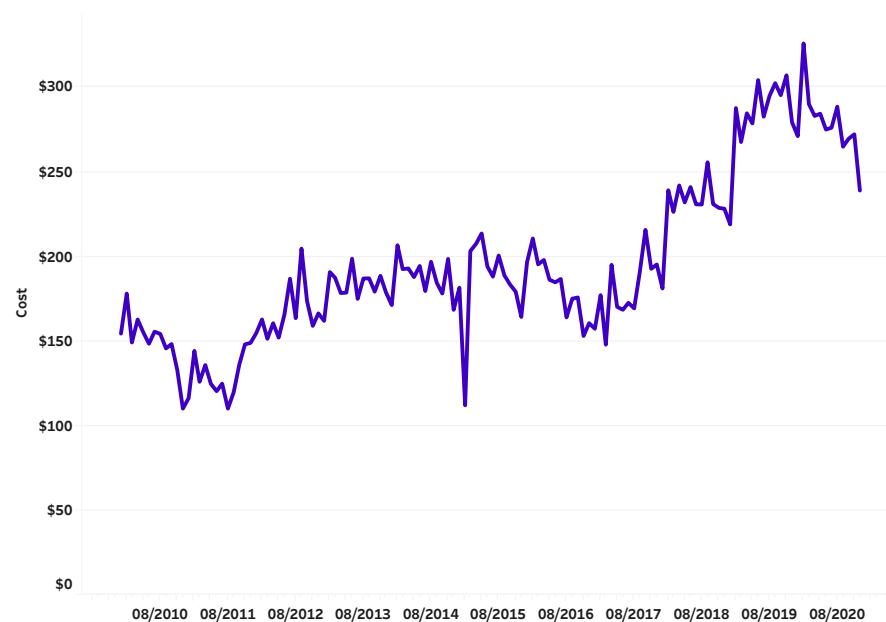
Tonnage	14,733	7,109	21,842	417.9
Tonnage % difference vs 2019	15.37%	9.37%	13.34%	-24.47%

Recycle Customer Statistics

Households(HH)	206,314	234,753
HH % difference vs 2019	9.74%	3.49%
Average LB/HH	47.61	20.19
LB/HH % difference vs 2019	5.13%	5.68%

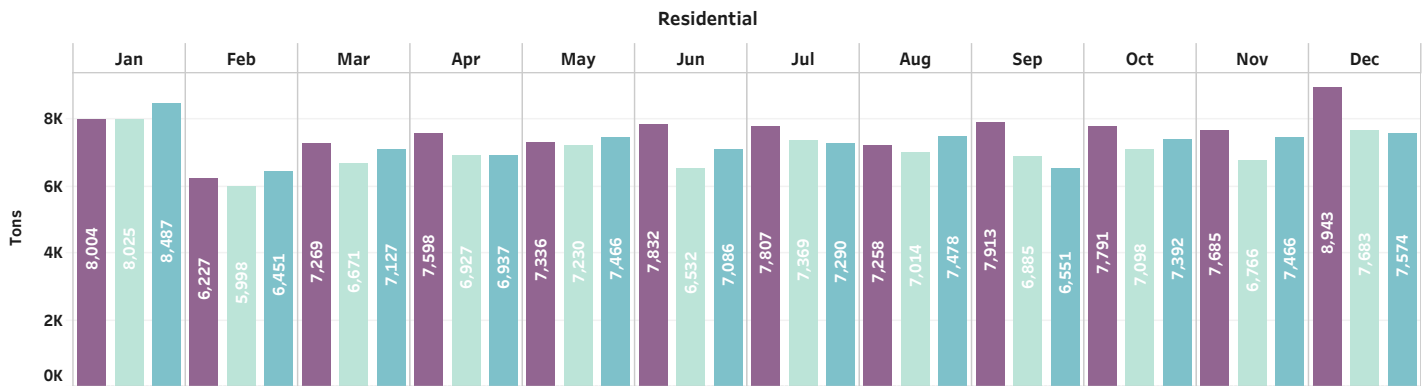
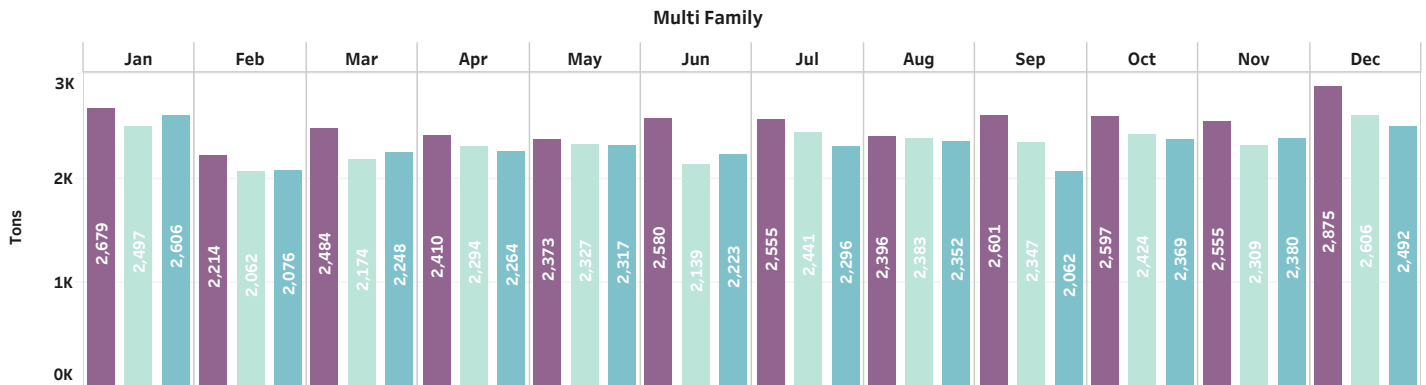
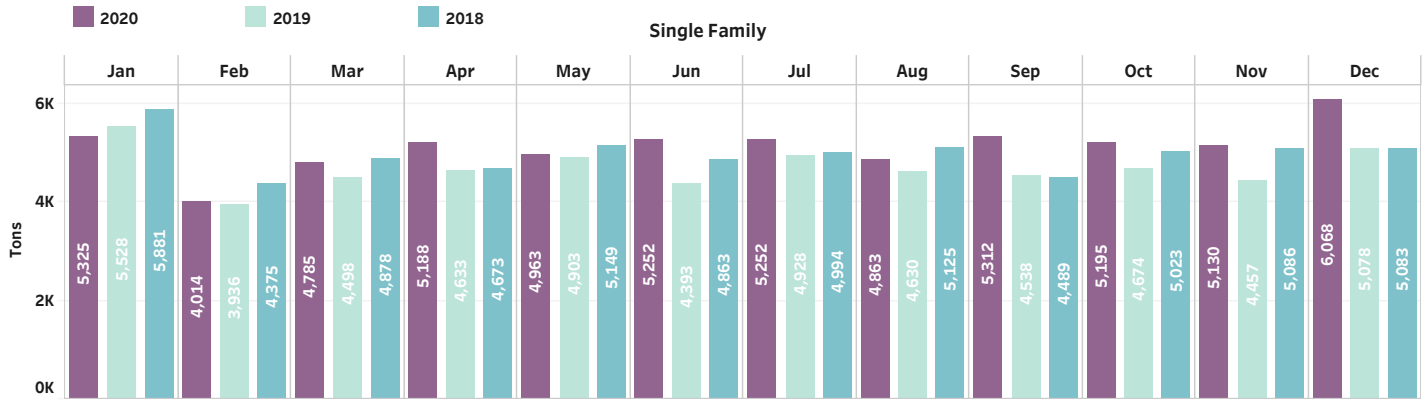


Payment to Recycle Collection and Processing Contractors
 Monthly Average Cost per Recycled Ton

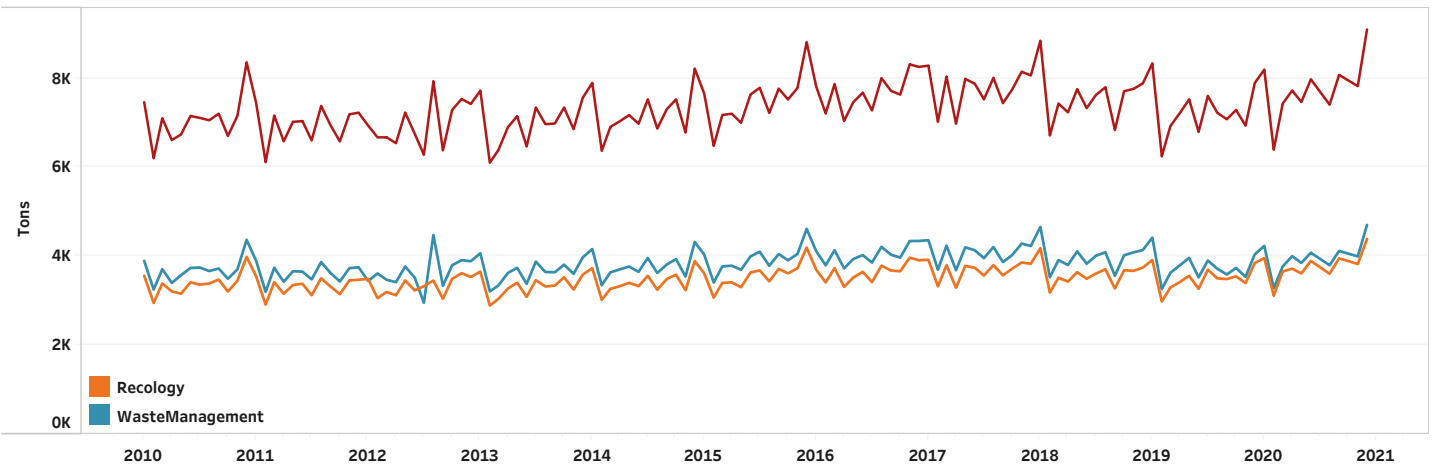


Citywide Yearly Average Cost/Ton

	Cost/Ton	Cost	Tons
2020	\$277.0	\$25,871,487	93,410
2019	\$282.7	\$24,595,158	87,013
2018	\$229.6	\$20,864,434	90,859
2017	\$179.2	\$16,678,151	93,058
2016	\$181.7	\$16,756,407	92,210
2015	\$185.0	\$16,646,787	89,978
2014	\$187.0	\$16,181,962	86,526
2013	\$182.3	\$15,261,136	83,733
2012	\$166.5	\$13,915,161	83,595
2011	\$129.4	\$10,773,307	83,231
2010	\$148.7	\$12,609,120	84,794



City of Seattle Total Residential Tons Collected



	Residential									Single Family (Estimated from periodic composition studies)									Multi Family (Estimated from periodic composition studies)									
	ALUM	FERRO US MET AL	GLASS	MIXED PAPER	NEWSP APER	PLASTI C	TIN	CONTA MINAN TS	Grand Total	ALUM	FERRO US MET AL	GLASS	MIXED PAPER	NEWSP APER	PLASTI C	TIN	CONTA MINAN TS	Grand Total	ALUM	FERRO US MET AL	GLASS	MIXED PAPER	NEWSP APER	PLASTI C	TIN	CONTA MINAN TS	Grand Total	
2020	Q4	226	106	6,371	10,270	3,374	1,219	276	2,578	24,419	144	82	4,351	6,777	2,359	827	192	1,660	16,393	82	23	2,020	3,493	1,015	392	84	918	8,026
	Q3	213	100	5,995	9,664	3,175	1,147	260	2,426	22,979	136	78	4,094	6,377	2,220	779	181	1,562	15,427	77	22	1,901	3,287	955	368	79	863	7,552
	Q2	210	99	5,942	9,572	3,148	1,137	257	2,402	22,766	135	77	4,088	6,368	2,217	777	181	1,560	15,403	75	21	1,853	3,205	931	359	77	842	7,363
	Q1	199	93	5,605	9,049	2,965	1,073	242	2,273	21,499	124	71	3,748	5,838	2,032	713	166	1,430	14,123	75	21	1,857	3,210	933	360	77	843	7,377
	Total	848	397	23,913	38,555	12,662	4,575	1,035	9,678	91,664	539	309	16,282	25,360	8,828	3,096	719	6,212	61,345	309	88	7,632	13,195	3,834	1,479	316	3,466	30,318
2019	Q4	200	93	5,619	9,068	2,973	1,075	243	2,278	21,548	125	71	3,771	5,874	2,045	717	167	1,439	14,209	75	21	1,847	3,194	928	358	77	839	7,339
	Q3	197	92	5,546	8,949	2,935	1,061	240	2,247	21,268	124	71	3,741	5,827	2,028	712	165	1,428	14,096	73	21	1,805	3,121	907	350	75	820	7,171
	Q2	191	90	5,398	8,760	2,859	1,033	234	2,183	20,689	123	70	3,697	5,758	2,004	703	163	1,411	13,929	69	20	1,702	2,942	855	330	70	773	6,760
	Q1	191	90	5,400	8,702	2,860	1,033	234	2,183	20,694	123	70	3,706	5,772	2,009	705	164	1,414	13,962	69	20	1,695	2,930	851	328	70	770	6,733
	Total	779	364	21,964	35,419	11,628	4,203	951	8,892	84,199	494	283	14,915	23,231	8,087	2,836	659	5,691	56,196	285	82	7,049	12,187	3,541	1,366	292	3,201	28,003
2018	Q4	207	98	5,854	9,431	3,102	1,120	254	2,366	22,432	134	76	4,032	6,280	2,186	767	178	1,538	15,191	74	21	1,823	3,151	916	353	75	828	7,241
	Q3	197	93	5,566	8,960	2,951	1,065	241	2,246	21,319	128	73	3,877	6,039	2,102	737	171	1,479	14,608	68	20	1,689	2,921	849	327	70	767	6,711
	Q2	198	94	5,610	9,032	2,974	1,073	243	2,265	21,489	129	74	3,898	6,071	2,113	741	172	1,487	14,685	69	20	1,713	2,961	860	332	71	778	6,803
	Q1	204	96	5,761	9,273	3,054	1,102	250	2,325	22,064	133	76	4,017	6,257	2,178	764	177	1,533	15,135	71	20	1,744	3,016	876	338	72	792	6,930
	Total	806	381	22,792	36,695	12,080	4,360	987	9,202	87,304	524	300	15,824	24,647	8,579	3,009	699	6,038	59,619	282	81	6,969	12,049	3,501	1,351	289	3,165	27,685
2017	Q4	212	100	5,989	9,640	3,175	1,146	259	2,417	22,938	138	79	4,167	6,491	2,259	792	184	1,590	15,701	74	21	1,822	3,150	915	353	75	827	7,237
	Q3	203	96	5,742	9,234	3,046	1,098	249	2,314	21,983	134	77	4,053	6,313	2,197	771	179	1,546	15,271	68	20	1,689	2,921	849	327	70	767	6,712
	Q2	202	96	5,710	9,184	3,028	1,092	247	2,302	21,860	133	76	4,011	6,247	2,175	763	177	1,530	15,112	69	20	1,699	2,937	853	329	70	771	6,748
	Q1	207	98	5,844	9,410	3,097	1,118	253	2,360	22,387	134	77	4,048	6,305	2,195	770	179	1,544	15,251	73	21	1,796	3,106	902	348	74	816	7,136
	Total	823	390	23,285	37,469	12,346	4,454	1,009	9,393	89,168	539	309	16,279	25,356	8,826	3,096	719	6,211	61,334	283	81	7,006	12,113	3,520	1,358	290	3,182	27,833
2016	Q4	213	100	6,018	9,700	3,187	1,151	261	2,434	23,066	136	78	4,115	6,410	2,231	783	182	1,570	15,505	77	22	1,903	3,291	956	369	79	864	7,561
	Q3	203	96	5,731	9,226	3,038	1,096	248	2,313	21,952	132	76	3,990	6,215	2,164	759	176	1,523	15,035	70	20	1,741	3,010	875	337	72	791	6,917
	Q2	196	93	5,547	8,926	2,941	1,061	240	2,238	21,242	129	74	3,879	6,042	2,103	738	171	1,480	14,615	67	19	1,668	2,884	838	323	69	758	6,628
	Q1	203	96	5,755	9,260	3,051	1,101	249	2,321	22,038	133	76	4,026	6,270	2,183	766	178	1,536	15,167	70	20	1,729	2,990	869	335	72	785	6,871
	Total	815	385	23,052	37,112	12,218	4,409	999	9,307	88,297	530	303	16,010	24,937	8,680	3,045	707	6,109	60,322	285	82	7,042	12,175	3,538	1,365	292	3,198	27,976
2015	Q4	214	101	6,053	9,738	3,210	1,158	262	2,441	23,178	141	80	4,247	6,614	2,302	808	188	1,620	16,000	73	21	1,807	3,124	908	350	75	821	7,178
	Q3	201	96	5,697	9,154	3,024	1,089	247	2,293	21,802	135	77	4,063	6,328	2,203	773	179	1,550	15,308	66	19	1,634	2,826	821	317	68	742	6,493
	Q2	192	92	5,465	8,778	2,901	1,045	237	2,198	20,909	130	74	3,914	6,097	2,122	744	173	1,493	14,748	63	18	1,551	2,681	779	301	64	704	6,161
	Q1	187	90	5,326	8,555	2,828	1,018	231	2,142	20,377	126	72	3,816	5,944	2,069	726	169	1,456	14,377	61	17	1,510	2,611	759	293	63	686	6,000
	Total	794	379	22,542	36,226	11,963	4,311	978	9,073	86,266	531	304	16,040	24,983	8,696	3,050	708	6,120	60,434	263	75	6,502	11,243	3,267	1,260	269	2,953	25,833
2014	Q4	195	92	3,823	10,865	4,196	931	261	1,295	21,658	148	74	2,736	7,471	3,113	704	202	851	15,297	47	18	1,087	3,395	1,083	228	59	445	6,362
	Q3	188	88	3,683	10,456	4,046	898	252	1,245	20,856	144	72	2,662	7,268	3,028	684	196	828	14,882	44	17	1,021	3,188	1,017	214	56	418	5,974
	Q2	184	87	3,602	10,220	3,959	879	246	1,216	20,393	142	71	2,618	7,150	2,979	673	193	814	14,640	43	16	983	3,070	980	206	53	402	5,753
	Q1	184	86	3,589	10,189	3,944	876	245	1,213	20,326	141	70	2,599	7,098	2,957	668	191	808	14,533	43	16	990	3,091	987	207	54	405	5,793
	Total	751	353	14,697	41,730	16,144	3,585	1,004	4,970	83,233	574	286	10,615	28,987	12,077	2,730	782	3,301	59,353	177	67	4,081	12,743	4,067	855	222	1,669	23,880
2013	Q4	189	89	3,693	10,473	4,062	902	253	1,246	20,907	146	73	2,701	7,375	3,073	695	199	840	15,101	43	16	992	3,098	989	208	54	406	5,806
	Q3	186	87	3,626	10,285	3,987	886	248	1,223	20,530	143	71	2,648	7,231	3,013	681	195	823	14,805	42	16	978	3,055	975	205	53	400	5,725
	Q2	179	84	3,499	9,922	3,848	855	240	1,180	19,807	143	71	2,648	7,231	3,013	681	195	823	14,805	41	15	941	2,938	938	197	51	385	5,506
	Q1	176	83	3,443	9,763	3,786	841	236	1,161	19,489	138	69	2,558	6,984	2,910	658	188	795	14,301	40	15	926	2,891	923	194	50	379	5,418
	Total	730	344	14,261	40,444	15,683	3,484	977	4,811	80,732	564	281	10,423	28,462	11,859	2,680	768	3,241	58,278	166	63	3,837	11,982	3,824	804	209	1,570	22,454
2012	Q4	194	91	3,790	10,750	4,167	926	259	1,279	21,456	150	74	2,763	7,546	3,144	711	204	859	15,450	44	17	1,026	3,205	1,023	215	56	420	6,006</

Multi Family				
	Units	Tons	LB/Households	
2020	Dec	235,730	2,547	25
	Nov	234,727	2,263	22
	Oct	233,803	2,300	22
	Sep	234,177	2,304	22
	Aug	233,721	2,122	21
	Jul	232,590	2,263	22
	Jun	232,607	2,285	23
	May	231,920	2,102	22
	Apr	230,919	2,134	23
	Mar	231,085	2,200	23
	Feb	229,855	1,961	21
	Jan	227,565	2,373	25
AVG	232,392	2,238	23	
2019	Dec	227,229	2,308	25
	Nov	227,022	2,045	22
	Oct	226,244	2,147	23
	Sep	225,059	2,079	22
	Aug	222,989	2,111	22
	Jul	221,257	2,162	23
	Jun	219,965	1,894	20
	May	218,409	2,061	22
	Apr	218,124	2,032	22
	Mar	217,811	1,925	20
	Feb	216,843	1,826	20
	Jan	216,774	2,211	24
AVG	221,477	2,067	22	
2018	Dec	215,230	2,207	25
	Nov	214,531	2,108	24
	Oct	214,629	2,098	24
	Sep	213,657	1,827	21
	Aug	212,992	2,084	24
	Jul	212,560	2,034	23
	Jun	211,420	1,969	23
	May	210,544	2,052	24
	Apr	209,425	2,005	23
	Mar	208,378	1,991	23
	Feb	207,324	1,838	21
	Jan	207,241	2,308	27
AVG	211,494	2,043	23	
2017	Dec	207,097	2,160	25
	Nov	206,919	2,197	25
	Oct	206,298	2,053	24
	Sep	205,378	1,921	22
	Aug	204,305	2,084	24
	Jul	203,313	1,939	22
	Jun	202,612	2,045	24
	May	201,574	2,086	24
	Apr	200,159	1,845	21
	Mar	199,388	2,151	25
	Feb	198,238	1,903	22
	Jan	198,093	2,266	26
AVG	202,781	2,054	24	
2016	Dec	197,670	2,286	26
	Nov	196,982	2,269	26
	Oct	196,537	2,141	25
	Sep	195,459	2,055	24
	Aug	196,662	2,188	25

Special Items				
	Appliances (Units)	Electronics (Units)	Motor Oil (Gallon)	
2020	Dec	242	76	157
	Nov	240	60	183
	Oct	294	78	320
	Sep	281	80	210
	Aug	340	79	228
	Jul	376	96	323
	Jun	287	77	342
	May	263	62	284
	Apr	206	68	352
	Mar	217	56	371
	Feb	178	24	153
	Jan	177	29	150
Total	3,101	785	3,073	
2019	Dec	157	24	129
	Nov	183	37	127
	Oct	178	43	163
	Sep	329	47	124
	Aug	221	60	107
	Jul	223	46	113
	Jun	275	84	173
	May	158	70	194
	Apr	168	108	168
	Mar	141	6	93
	Feb	59		35
	Jan	115	9	59
Total	2,207	534	1,485	
2018	Dec	84	4	48
	Nov	85	4	115
	Oct	112	3	98
	Sep	118	3	62
	Aug	140	2	92
	Jul	154	5	127
	Jun	151	7	186
	May	129	8	122
	Apr	169		89
	Mar	130	19	84
	Feb	67	7	76
	Jan	78	4	65
Total	1,417	62	1,164	
2017	Dec	79	3	46
	Nov	76		168
	Oct	73	15	113
	Sep	72	3	147
	Aug	61	10	139
	Jul	60	4	138
	Jun	67	9	145
	May	61	3	154
	Apr	50	3	107
	Mar	61	3	115
	Feb	45	4	89
	Jan	25	4	73
Total	730	61	1,434	
2016	Dec	64	13	65
	Nov	36	1	109
	Oct	27	7	97
	Sep	50	14	136
	Aug	56	14	133
	Jul	41	21	131
	Jun	71	14	159
	May	72	16	182
	Apr	45	14	154
	Mar	60	21	124
	Feb	32	1	95
	Jan	23	2	93
Total	577	138	1,478	
2015	Dec	38	10	94
	Nov	20	4	62
	Oct	19	8	106
	Sep	29	1	134
	Aug	34	8	134
	Jul	42	3	133
	Jun	30	4	161
	May	26	5	125
	Apr	32	10	80
	Mar	49	15	134
	Feb	30	12	98
	Jan	28	8	177
Total	377	88	1,438	
2014	Dec	22	2	70
	Nov	14	3	80
	Oct	18	2	142
	Sep	15	1	141
	Aug	31	2	169
	Jul	14	4	155
	Jun	28	5	191
	May	14	4	168
	Apr	27	10	225
	Mar	35	8	241
	Feb	21	4	115
	Jan	14	4	123
Total	253	49	1,820	
2013	Dec	9	6	121
	Nov	20	4	146
	Oct	23	16	244
	Sep	20	5	218
	Aug	14	12	269
	Jul	21	5	213
	Jun	16	9	247
	May	17	7	245
	Apr	22	13	184
	Mar	27	10	200
	Feb	18	8	180
	Jan	15	3	170
Total	222	98	2,437	
2012	Dec	13	2	125
	Nov	24	8	219
	Oct	17	9	295
	Sep	27	7	240
	Aug	23	6	244
	Jul	21	8	245
	Jun	19	10	309
	May	22	3	334
	Apr	22	3	326
	Mar	20	8	235
	Feb	16	4	101
	Jan	5	6	62
Total	229	74	2,735	

Single family households' data is not available due to accuracy issues. We will publish this data when these issues are resolved.